



### Auch mehr als 2% Spurverbreiterung zugelassen

Für eine bessere Strassenlage und eine satte Optik. Bereits mit 15 mm Distanzscheiben wird die Optik von 1" breiteren Felgen erzielt. TÜV-geprüft und rennsporterprobt. Für nahezu alle Fahrzeuge. Sofort lieferbar.

### Mit CH-Zulassung. Teilweise mit DTC Gutachten.

### Élargissement de la voie de plus de 2% également autorisé

Pour une meilleure tenue de route et une optique pleine. Avec des élargisseurs de 15 mm, on peut déjà obtenir visuellement l'équivalent d'un élargissement de 1" des jantes. Eprouvés en compétition et contrôle TÜV effectué. Pour presque tous les véhicules. Livraison immédiate. Avec homologation CH. En partie avec expertises DTC.



**\* Distanzscheiben-Gutachten – ständig aktualisiert!**  
Auch über 2% Spurverbreiterung.  
PDF-Download aller DTC Gutachten.  
[www.spurverbreiterungen.ch](http://www.spurverbreiterungen.ch)  
**\* Expertise de disques élargisseurs – constamment mis à jour!**  
Aussi élargissement de la voie de plus de 2%.  
Expertises DTC à télécharger sous forme de fichiers PDF sous.



**new**



**Power Tech «DZ-System» (Doppelzentrier-System)**  
Neuentwicklung für Fahrzeugtypen, bei denen die Form der Radnabenzentrierung eine erschwerte Montage von Distanzscheiben mit angesetzter Mittenzentrierung erfordert. Das Set beinhaltet Scheiben mit fahrzeugspezifischer Nabenbohrung und Stahlbüchsen, die – in die Originalnabe eingesetzt – den Verschlussdeckel des Radlagers aufnehmen. Verschiedene Scheibenstärken – zumeist mit DTC Gutachten.  
Zur Befestigung der Felge sind der Scheibenstärke entsprechend längere Radschrauben extra zu bestellen.

**Garantierte Qualität und Sicherheit**  
CNC-präzisionsgefertigte Distanzscheiben aus vergütetem Stahl oder hochfestem Aluminium mit zusätzlich schützender Antikorrosions-Spezialbeschichtung garantieren höchste Qualität und Passgenauigkeit.  
**Aluscheiben System 1 mit Stahlgewindeeinsätzen**  
Für höchste Sicherheit auch nach mehrmaligem Ein-/ Ausschrauben der Radschrauben (bei Alugewinden mit zunehmenden Abnutzungserscheinungen verbunden) garantiert POWER TECH derzeit als einziger Hersteller.

**Power Tech DC-systeme (double centrage)**  
Nouveau développement pour voitures avec en centrage des entretoises compliquée. Le jeu comprend les entretoises spécifiques à la voiture qui doivent être poser sur le moyeu de roue et qui portent le couvre axe du roulement.  
Livrable sont différents largeurs d'entretoises avec homologation DTC.  
Longueur de vis de fixation des roues doivent correspondre à l'épaisseur de l'entretoise et doivent être commandés séparément.

**Qualité et sécurité garanties**  
Construits dans un acier de grande qualité ou dans un aluminium très résistant recouvert d'une couche spéciale anticorrosion, les élargisseurs sont usinés avec la précision CNC.  
**Disques en aluminium système 1 avec des broches filetées sidérurgiques**  
La sécurité la plus élevée aussi après le changement répété des boulons bruts à tête fraisée (pour aluminium fils lié à des phénomènes d'usure croissants) garanti POWER TECH en tant que seul fabricant.

DTC Gutachten für «Felgen und Distanzscheiben» für die Verwendung von Felgen mit Distanzscheiben. Auch über 2% Spurverbreiterung sind möglich.  
Expertises DTC «Jantes et élargisseurs» Pour l'utilisation de jantes avec élargisseurs, également avec un élargissement de plus de 2% de la voie.







**Lochkreisadapter (Aluminium)**  
Scheiben zur Montage von Felgen anderer Lochkreise, z.B. für die Weiterverwendung vorhandener Alufelgen bei Wechsel auf ein Fahrzeug mit anderem Lochkreisabstand. 4 auf 4 Loch oder 5 auf 5 Loch mit 20 und 25 mm Scheiben.

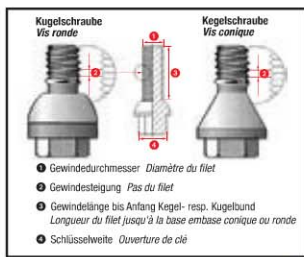
**Adaptateur cercle (aluminium)**  
Disques pour le montage des jantes avec un autre entr'axe par ex. pour re-utilisation de vos jantes en cas de changement d'une voiture avec des jantes avec un autre entr'axe. 4 trous sur 4 trous ou 5 trous sur 5 trous avec disques de 20 ou 25 mm.

**System 1: Gewinde (Stahl oder Aluminium)**  
20-30 mm Scheiben mit Naben-zentrierung. Werden mit gelieferten Schrauben auf den Radnaben befestigt, die Felgen mit den Original-Radschrauben in den Gewindeaufnahmen der Scheiben.

**Système 1: Filets (acier ou aluminium)**  
Disques de 20-30 mm avec centrage du moyeu. Ils sont fixés sur les moyeux avec les vis livrées. Les jantes sont fixées dans les logements destinés à accueillir les filets au moyen des vis d'origine pour la fixation des roues.

**System 2: Mittenführung (Aluminium)**  
5 mm Scheiben für längere Radschrauben bzw. Stehbolzen (extra bestellen). Die bestehende Radnaben-Zentrierung garantiert Passgenauigkeit und Sicherheit.

**Système 2: Guidage central (aluminium)**  
Disques de 5 mm pour longues vis de fixation des roues ou goujons (à commander séparément). Le centrage existant au moyeu de la roue assure une excellente précision et une sécurité élevée.



**System 2: Radschrauben extra bestellen**  
Einschraublänge mind. 7 Umdrehungen!  
Original Radschraube herausdrehen und messen:  
- bestehende Schaftlänge u. Scheibenstärke  
- Gewindelänge, Kegel- oder Kugelbund?

**Système 2: vis de fixation des roues à commander sép.**  
Longueur visser au moins 7 rotations!  
Le boulon brut à tête fraisée existant dévissement et mesurent :  
- la longueur de la tige et l'épaisseur du disque  
- la longueur du filet, collet rond ou conique

**Stehbolzen**  
Bei Fahrzeugen mit Stehbolzen (z.B. Ford, japanische Fahrzeuge) gehören längere Stehbolzen zum Lieferumfang. Korrekte Rad-/Bremsfreigängigkeit und ausreichende Radabdeckung beachten! Fachwerkstatt für Einbau empfohlen!

**Goujons**  
Pour les véhicules utilisant des goujons (par ex. Ford, voitures japonaises) des goujons longs sont fournis. Un pivotement libre de freinage de rad correct et une couverture de rad suffisante considérer! Place de cadre pour installation recommandé!



**System 1: Bolzen (Stahl oder Aluminium)**  
20-30 mm Scheiben mit Naben-zentrierung. Werden mit gelieferten Radmuttern auf den Stehbolzen der Radnabe befestigt, die Felgen mit den Original-Radmuttern auf den Stehbolzen der Scheiben.

**Système 1: Boulons (acier ou aluminium)**  
Disques de 20-30 mm avec centrage du moyeu. Ils sont fixés sur les goujons du moyeu au moyen des écrous fournis pour la fixation des roues. Les jantes sont fixées sur les goujons des disques avec les écrous d'origine pour la fixation des roues.

**System 2: Zentriernase (Stahl oder Aluminium)**  
10-15 mm Scheiben mit Naben-zentrierung. Zur Befestigung zwischen Radnabe und Felge mit längeren Radschrauben bzw. Stehbolzen (extra bestellen).

**Système 2: Nez de centrage (acier ou aluminium)**  
Disque de 10-15 mm avec nez de centrage. Ils sont fixés entre le moyeu et la jante au moyen des longues vis de fixation des roues (à commander séparément).

ALSO OVER 2%  
BROAD TRACE



CODE  
Hinweise / Auftragen

- #2 System 2: Schraube mit losem Sitz: orig. Länge angeben
- #3 System 2: Spezialschraube verwenden
- #4 falls orig. Stehbolzen länger als die jeweilige Scheiben Dicke sind, dürfen nur Felgen mit sog. Raderleichterungstaschen verwendet werden
- #5 orig. Radbolzen kürzen
- #6 orig. Schrauben kürzen
- #7 ohne Mittenzentrierung
- #8 ohne Fahrzeug-Tieferlegung
- #9 mit Fahrzeug-Tieferlegung
- #10 System 2: Diese Scheiben für HA verwenden; DZ-System
- #11 nicht für Hinterachse
- #12 nur für Hinterachse
- #13 nicht für Vorderachse
- #14 nur für Vorderachse
- #15 Art.Nr. für Vorderachse (alle anderen nur für Hinterachse)
- #16 Felgenbefestigung: Umrüstung von Mutter auf Schrauben
- #17 Lieferung ohne Radbolzen, 30.543 zyl. Mass max. 10mm

CODE  
remarques / indications

- #2 système 2: boulon avec assise conique décentrée: s.v.p. indiquer la longueur indiquer originale
- #3 système 2: utiliser de la boulonnerie spéciale
- #4 au cas où les goujons dépassent la largeur de l'entretoise il est impératif que les jantes soient percées entre les trous de fixation
- #5 couper les goujons originaux
- #6 couper les boulons originaux
- #7 sans portée de roue
- #8 sans véhicule abaissé
- #9 avec véhicule abaissé
- #10 ces disques pour l'axe arrière, système DZ
- #11 pas sur axe arrière
- #12 seulement pour axe arrière
- #13 pas sur axe avant
- #14 seulement pour axe avant
- #15 utiliser l'article prévu pour l'axe avant (les autres pour axe arrière)
- #16 changement d'écrous sur vis
- #17 sont livrés sans boulons de roue, cyl. Mesur maximale 10mm

SONDERTEILE \*\*  
bis 70 mm / Achse incl. DTC oder TÜV-Festigkeitsnachweis

PIÈCES SPÉCIALES \*\*  
à 70 mm / axe avec preuve de fermeté DTC ou TÜV

|                |   |       | CHF / 2      |
|----------------|---|-------|--------------|
| 4 Loch 4 trous | 1 | A 40  | 45.204 281.- |
| 4 Loch 4 trous | 1 | A 50  | 45.254 292.- |
| 4 Loch 4 trous | 1 | A 60  | 45.304 298.- |
| 4 Loch 4 trous | 1 | A 70  | 45.354 304.- |
| 4 Loch 4 trous | 1 | A 80  | 45.404 324.- |
| 4 Loch 4 trous | 1 | A 90  | 45.454 338.- |
| 4 Loch 4 trous | 1 | A 100 | 45.504 348.- |
| 4 Loch 4 trous | 1 | A 110 | 45.554 368.- |
| 4 Loch 4 trous | 1 | A 120 | 45.604 372.- |
| 4 Loch 4 trous | 1 | A 130 | 45.654 378.- |
| 4 Loch 4 trous | 1 | A 140 | 45.704 389.- |

|                |   |       |              |
|----------------|---|-------|--------------|
| 5 Loch 5 trous | 1 | A 40  | 45.205 281.- |
| 5 Loch 5 trous | 1 | A 50  | 45.255 292.- |
| 5 Loch 5 trous | 1 | A 60  | 45.305 298.- |
| 5 Loch 5 trous | 1 | A 70  | 45.355 304.- |
| 5 Loch 5 trous | 1 | A 80  | 45.405 324.- |
| 5 Loch 5 trous | 1 | A 90  | 45.455 338.- |
| 5 Loch 5 trous | 1 | A 100 | 45.505 348.- |
| 5 Loch 5 trous | 1 | A 110 | 45.555 368.- |
| 5 Loch 5 trous | 1 | A 120 | 45.605 372.- |
| 5 Loch 5 trous | 1 | A 130 | 45.655 378.- |
| 5 Loch 5 trous | 1 | A 140 | 45.705 389.- |

LOCHKREISADAPTER \*\*  
ADAPTEUR CERCLE \*\*

|                          |   |      | CHF / 2       |
|--------------------------|---|------|---------------|
| 4 auf 4 Loch 4 à 4 trous | 1 | A 40 | 45.2044 298.- |
| 4 auf 4 Loch 4 à 4 trous | 1 | A 50 | 45.2544 308.- |
| 5 auf 5 Loch 5 à 5 trous | 1 | A 40 | 45.2055 298.- |
| 5 auf 5 Loch 5 à 5 trous | 1 | A 50 | 45.2555 308.- |



Beachte Code Hinweise  
voir indication de code

Vehicle Type/Model (Year) Type mm\* No. 2 / CHF

ALFA ROMEO

|                                     |   |      |              |
|-------------------------------------|---|------|--------------|
| 75, 90, GTV, Zagato                 | 1 | A 40 | 40.448 259.- |
| 58.6/5x98/Mutter M12x1.5            | 1 | A 50 | 40.449 259.- |
| Mito alle inkl. QV Typ 955 (08-)    | 2 | A 10 | 30.175 70.-  |
|                                     | 2 | A 30 | 30.033 134.- |
|                                     | 2 | A 40 | 30.297 143.- |
|                                     | 1 | A 40 | 40.034 240.- |
|                                     | 1 | A 50 | 40.035 240.- |
| DTC: P-805/02 (45.-)                | 1 | A 60 | 40.382 245.- |
| 58.1/4x98/Schraube M12x1.25         | 2 | A 10 | 30.175 70.-  |
| 145, 146                            | 2 | A 20 | 30.086 121.- |
|                                     | 2 | A 30 | 30.033 134.- |
|                                     | 2 | A 40 | 30.297 143.- |
|                                     | 1 | A 40 | 40.034 240.- |
|                                     | 1 | A 50 | 40.035 240.- |
|                                     | 1 | A 60 | 40.382 245.- |
| 58.1/4x98/Schraube M12x1.25         | 2 | A 10 | 30.175 70.-  |
| 147 Typ 937                         | 2 | A 10 | 30.175 70.-  |
|                                     | 2 | A 20 | 30.086 121.- |
|                                     | 2 | A 30 | 30.033 134.- |
|                                     | 2 | A 40 | 30.297 143.- |
|                                     | 1 | A 40 | 40.081 240.- |
|                                     | 1 | A 50 | 40.383 240.- |
| DTC: P-801/02 (45.-)                | 1 | A 60 | 40.384 245.- |
| 58.1/5x98/Schraube M12x1.25         | 2 | A 10 | 30.175 70.-  |
| 155                                 | 2 | A 10 | 30.175 70.-  |
|                                     | 2 | A 20 | 30.086 121.- |
|                                     | 2 | A 30 | 30.033 134.- |
|                                     | 2 | A 40 | 30.297 143.- |
|                                     | 1 | A 40 | 40.034 240.- |
|                                     | 1 | A 50 | 40.035 240.- |
|                                     | 1 | A 60 | 40.382 245.- |
| 58.1/4x98/Schraube M12x1.25         | 2 | A 10 | 30.175 70.-  |
| 156 incl. GTA Typ 932               | 2 | A 10 | 30.175 70.-  |
|                                     | 2 | A 20 | 30.086 121.- |
|                                     | 2 | A 30 | 30.033 134.- |
|                                     | 2 | A 40 | 30.297 143.- |
|                                     | 1 | A 40 | 40.081 240.- |
|                                     | 1 | A 50 | 40.383 240.- |
|                                     | 1 | A 60 | 40.384 245.- |
| DTC: P-449/00 (45.-)                | 2 | A 10 | 30.193 78.-  |
| 58.1/5x98/Schraube M12x1.25         | 2 | A 16 | 30.322 160.- |
| 159, Brera Typ 939                  | 2 | A 32 | 30.024 147.- |
|                                     | 1 | A 40 | 40.435 240.- |
|                                     | 1 | A 50 | 40.436 240.- |
| DTC: P-1525/05 (45.-)               | 1 | A 60 | 40.437 245.- |
| 65.1/5x110/Schraube M14x1.5         | 2 | A 10 | 30.175 70.-  |
| 164 (4x98)                          | 2 | A 20 | 30.086 121.- |
|                                     | 2 | A 30 | 30.033 134.- |
|                                     | 2 | A 40 | 30.297 143.- |
|                                     | 1 | A 40 | 40.034 240.- |
|                                     | 1 | A 50 | 40.035 240.- |
|                                     | 1 | A 60 | 40.382 245.- |
| DTC: P-475/00 (45.-)                | 2 | A 10 | 30.175 70.-  |
| 58.1/4x98/Schraube M12x1.25         | 2 | A 20 | 30.086 121.- |
| 164 (5x98)                          | 2 | A 30 | 30.033 134.- |
|                                     | 2 | A 40 | 30.297 143.- |
|                                     | 1 | A 40 | 40.081 240.- |
|                                     | 1 | A 50 | 40.384 245.- |
|                                     | 1 | A 60 | 40.384 245.- |
| 58.1/5x98/Schraube M12x1.25         | 2 | A 10 | 30.226 143.- |
| 166 Typ 936 DTC: P-1806/06 (45.-)   | 1 | A 40 | 40.227 240.- |
| 58.1/5x108/Schraube M12x1.25        | 2 | A 10 | 30.193 78.-  |
| Giulietta Typ 940                   | 2 | A 16 | 30.322 160.- |
|                                     | 2 | A 32 | 30.024 147.- |
|                                     | 1 | A 42 | 40.568 240.- |
|                                     | 1 | A 50 | 40.569 245.- |
|                                     | 1 | A 60 | 40.570 255.- |
| DTC: P-2948/10 (45.-)               | 2 | A 10 | 30.175 70.-  |
| 58.1/5x98/Schraube M12x1.25         | 2 | A 20 | 30.086 121.- |
| GT Typ 937 *                        | 2 | A 30 | 30.033 134.- |
| Spider, GTV Typ 916 **              | 2 | A 40 | 30.297 143.- |
|                                     | 1 | A 40 | 40.081 240.- |
|                                     | 1 | A 50 | 40.383 240.- |
| DTC: * P-801/02, ** P-450/00 (45.-) | 1 | A 60 | 40.384 245.- |
| 58.1/5x98/Schraube M12x1.25         | 2 | A 10 | 30.193 78.-  |
| Spider Typ 939                      | 2 | A 16 | 30.322 160.- |
|                                     | 2 | A 32 | 30.024 147.- |
|                                     | 1 | A 40 | 40.435 240.- |
|                                     | 1 | A 50 | 40.436 240.- |

Vehicle Type/Model (Year) Type mm\* No. 2 / CHF

|  |    |      |              |
|--|----|------|--------------|
| 65.1/5x110/Schraube M14x1.5                  | 1  | A 60 | 40.437 245.- |
| AMC  |    |      |              |
| CJ5,7  | 1  | S 50 | 10.164 276.- |
| 5x139.7/Mutter 1/2"                          | 1  | S 60 | 10.165 276.- |
| AUDI   |    |      |              |
| 100, 200 Typ 44, 44Q                         | 2  | A 10 | 30.018 63.-  |
| V8 Typ D11                                   | 2  | A 20 | 30.203 121.- |
|  | 2  | A 30 | 30.005 134.- |
|  | 2  | A 40 | 30.096 143.- |
|  | 1  | A 40 | 40.011 240.- |
| 57.1/5x112/Schraube M14x1.5                  | 1  | A 10 | 30.018 63.-  |
| 80, 90 Typ 81                                | 1  | A 40 | 40.015 240.- |
|  | 1  | A 50 | 40.003 245.- |
|  | 1  | A 60 | 40.001 245.- |
| 57.1/4x100/Schraube M12x1.5                  | 2  | A 10 | 30.018 63.-  |
| 80, 90 Typ 81/85/89/89Q                      | 2  | A 20 | 30.203 121.- |
| 80 Typ B4                                    | 1  | A 40 | 40.009 220.- |
| 30.203: CODE # 11                            | 1  | A 50 | 40.303 225.- |
| 57.1/4x108/Schraube M14x1.5                  | 2  | A 10 | 30.018 63.-  |
| 80/90 Quattro Typ 89Q, B4                    | 2  | A 20 | 30.203 121.- |
| 30.203: CODE # 11                            | 1  | A 40 | 40.009 220.- |
| DTC: P-2023/07 (45.-)                        | 1  | A 50 | 40.303 225.- |
| 57.1/4x108/Schraube M14x1.5                  | 2  | A 10 | 30.347 94.-  |
| Coupé Quattro Typ 85Q/895Q                   | 2  | A 25 | 30.408 147.- |
| Quattro Typ 857                              | 2  | A 30 | 30.349 152.- |
|  | 2  | A 35 | 30.411 167.- |
|  | 2  | A 40 | 30.350 183.- |
|  | 1  | A 40 | 40.351 248.- |
|  | 1  | A 45 | 40.412 248.- |
|  | 1  | A 50 | 40.352 259.- |
| DTC: P-2023/07 (45.-)                        | 1  | A 60 | 40.353 275.- |
| 57.1/5x112/Schraube M14x1.5                  | 2  | A 10 | 30.018 63.-  |
| A1 Typ 8X (10-)                              | DZ | A 10 | 30.516 148.- |
|  | 2  | A 16 | 30.310 100.- |
|  | DZ | A 16 | 30.522 168.- |
|  | 2  | A 20 | 30.203 121.- |
|  | DZ | A 20 | 30.517 172.- |
|  | DZ | A 24 | 30.518 198.- |
|  | 2  | A 25 | 30.394 134.- |
|  | 2  | A 30 | 30.005 134.- |
|  | 2  | A 35 | 30.395 143.- |
|  | 2  | A 40 | 30.096 143.- |
|  | 2  | A 40 | 40.511 248.- |
|  | 1  | A 50 | 40.512 259.- |
|  | 1  | A 60 | 40.513 275.- |
| 30.516 / 30.522 / 30.517 / 30.518: CODE # 10 | 2  | A 10 | 30.018 63.-  |
| DTC: P-3186/10 (45.-)                        | DZ | A 10 | 30.516 148.- |
| 57.1/5x100/Schraube M14x1.5                  | 2  | A 16 | 30.310 100.- |
| A2 Typ 8Z                                    | DZ | A 16 | 30.522 168.- |
|  | 2  | A 20 | 30.203 121.- |
|  | DZ | A 20 | 30.517 172.- |
|  | 2  | A 25 | 30.394 134.- |
|  | 2  | A 30 | 30.005 134.- |
|  | 2  | A 35 | 30.395 143.- |
|  | 2  | A 40 | 30.096 143.- |
|  | 1  | A 40 | 40.049 240.- |
|  | 1  | A 45 | 40.413 245.- |
|  | 1  | A 50 | 40.101 245.- |
|  | 1  | A 60 | 40.306 245.- |
| 30.516 / 30.522 / 30.517: CODE # 10          | 2  | A 10 | 30.018 63.-  |
| 30.203: CODE # 11                            | DZ | A 10 | 30.516 148.- |
| DTC: P-571/01 (45.-)                         | 2  | A 16 | 30.310 100.- |
| 57.1/5x100/Schraube M14x1.5                  | DZ | A 16 | 30.522 168.- |
| A3 Frontantrieb Typ 8L                       | 2  | A 20 | 30.203 121.- |
|  | DZ | A 20 | 30.517 172.- |
|  | 2  | A 25 | 30.394 134.- |
|  | 2  | A 30 | 30.005 134.- |
|  | 2  | A 35 | 30.395 143.- |
|  | 2  | A 40 | 30.096 143.- |
|  | 1  | A 40 | 40.049 240.- |
|  | 1  | A 45 | 40.413 245.- |
|  | 1  | A 50 | 40.101 245.- |
|  | 1  | A 60 | 40.306 245.- |
| 30.516 / 30.522 / 30.517: CODE # 10          | 2  | A 10 | 30.018 63.-  |
| 30.203: CODE # 11                            | 2  | A 16 | 30.310 100.- |
| DTC: P-290/00 (45.-)                         | 2  | A 20 | 30.203 121.- |
| 57.1/5x100/Schraube M14x1.5                  | 2  | A 25 | 30.394 134.- |
| A3 Quattro, S3 Typ 8L                        | 2  | A 10 | 30.018 63.-  |
|  | 2  | A 16 | 30.310 100.- |
|  | 2  | A 20 | 30.203 121.- |
|  | 2  | A 25 | 30.394 134.- |

Bestellung DTC: Typengenehmigungs-Nr., Felgenreisse, ET, Radschrauben-Typ angeben!  
Commande DTC: indiquer le numéro d'homologation, la taille des jantes avec départ et le type de boulon!



| Vehicle Type/Model (Year)   | Type    | mm*    | No.  | 2 / CHF |
|---|---------|--------|------|---------|
|   | 2 A 30  | 30.005 | 134- |         |
|   | 2 A 35  | 30.395 | 143- |         |
|   | 2 A 40  | 30.096 | 143- |         |
|   | 1 A 40  | 40.049 | 240- |         |
|   | 1 A 45  | 40.413 | 245- |         |
|   | 1 A 50  | 40.101 | 245- |         |
|   | 1 A 60  | 40.306 | 245- |         |
| DTC: P-290/00 (45-)<br>57.1/5x112/Schraube M14x1.5  |         |        |      |         |
| A3 Frontantrieb Typ 8P  | 2 A 10  | 30.347 | 94-  |         |
|   | DZ A 10 | 30.516 | 148- |         |
|   | DZ A 16 | 30.522 | 168- |         |
|   | DZ A 20 | 30.517 | 172- |         |
|   | 2 A 22  | 30.348 | 143- |         |
|   | 2 A 25  | 30.408 | 147- |         |
|   | 2 A 30  | 30.349 | 152- |         |
|   | 2 A 35  | 30.411 | 167- |         |
|   | 2 A 40  | 30.350 | 183- |         |
|   | 1 A 40  | 40.351 | 248- |         |
|   | 1 A 45  | 40.412 | 248- |         |
|   | 1 A 50  | 40.352 | 259- |         |
|   | 1 A 60  | 40.353 | 275- |         |
| 30.516 / 30.522 / 30.517: CODE # 10<br>30.348: CODE # 11<br>DTC: P-1076/03 (45-)<br>57.1/5x112/Schraube M14x1.5             |         |        |      |         |
| A3 Quattro, S3 Typ 8P   | 2 A 10  | 30.347 | 94-  |         |
|   | 2 A 22  | 30.348 | 143- |         |
|   | 2 A 25  | 30.408 | 147- |         |
|   | 2 A 30  | 30.349 | 152- |         |
|   | 2 A 35  | 30.411 | 167- |         |
|   | 2 A 40  | 30.350 | 183- |         |
|   | 1 A 40  | 40.351 | 248- |         |
|   | 1 A 45  | 40.412 | 248- |         |
|   | 1 A 50  | 40.352 | 259- |         |
|   | 1 A 60  | 40.353 | 275- |         |
| 30.348: CODE # 11<br>DTC: P-1471/05 (45-)<br>57.1/5x112/Schraube M14x1.5  |         |        |      |         |
| A4, A4 Quattro, S4, RS4<br>Typ B5A/B/C/D  | 2 A 10  | 30.018 | 63-  |         |
|   | 2 A 16  | 30.310 | 100- |         |
|   | 2 A 20  | 30.203 | 121- |         |
|   | 2 A 25  | 30.394 | 134- |         |
|   | 2 A 30  | 30.005 | 134- |         |
|   | 2 A 35  | 30.395 | 143- |         |
|   | 2 A 40  | 30.096 | 143- |         |
|   | 1 A 40  | 40.011 | 240- |         |
|   | 1 A 45  | 40.396 | 245- |         |
|   | 1 A 50  | 40.219 | 245- |         |
|   | 1 A 60  | 40.385 | 245- |         |
| 2WD: 30.203: CODE # 11<br>DTC: P-1139-04 (45-)<br>57.1/5x112/Schraube M14x1.5   |         |        |      |         |
| A4, A4 Cabrio Typ 8E/8H (01-07)   | 2 A 10  | 30.018 | 63-  |         |
|   | 2 A 16  | 30.310 | 100- |         |
|   | 2 A 20  | 30.203 | 121- |         |
|   | 2 A 25  | 30.394 | 134- |         |
|   | 2 A 30  | 30.005 | 134- |         |
|   | 2 A 35  | 30.395 | 143- |         |
|   | 2 A 40  | 30.096 | 143- |         |
|   | 1 A 40  | 40.011 | 240- |         |
|   | 1 A 45  | 40.396 | 245- |         |
|   | 1 A 50  | 40.219 | 245- |         |
|   | 1 A 60  | 40.385 | 245- |         |
| 2WD: 30.203: CODE # 11<br>DTC: P-568/01 (45-)<br>57.1/5x112/Schraube M14x1.5  |         |        |      |         |
| A4 Quattro B7 Typ 8E<br>S4, RS4 Typ Q86   | 2 A 10  | 30.018 | 63-  |         |
|   | 2 A 16  | 30.310 | 100- |         |
|   | 2 A 20  | 30.203 | 121- |         |
|   | 2 A 25  | 30.394 | 134- |         |
|   | 2 A 30  | 30.005 | 134- |         |
|   | 2 A 35  | 30.395 | 143- |         |
|   | 2 A 40  | 30.096 | 143- |         |
|   | 1 A 40  | 40.011 | 240- |         |
|   | 1 A 45  | 40.396 | 245- |         |
|   | 1 A 50  | 40.219 | 245- |         |
|   | 1 A 60  | 40.385 | 245- |         |
| DTC: P-1850/06 (45-)<br>57.1/5x112/Schraube M14x1.5   |         |        |      |         |
| A4 Frontantrieb Typ B8 (07-)  | 2 A 10  | 30.466 | 91-  |         |
|   | DZ A 10 | 30.523 | 148- |         |
|   | DZ A 16 | 30.519 | 168- |         |
|   | DZ A 20 | 30.520 | 172- |         |
|   | 2 A 25  | 30.467 | 141- |         |
|   | 2 A 30  | 30.468 | 147- |         |
|   | 2 A 35  | 30.469 | 153- |         |
|   | 2 A 40  | 30.470 | 183- |         |
|   | 1 A 40  | 40.471 | 240- |         |
|   | 1 A 45  | 40.472 | 240- |         |
|   | 1 A 50  | 40.473 | 240- |         |
|   | 1 A 55  | 40.474 | 252- |         |
|   | 1 A 60  | 40.475 | 258- |         |
|   | 1 A 70  | 40.476 | 268- |         |
| CODE # 2<br>30.523 / 30.519 / 30.520: CODE # 10<br>30.467: CODE # 14<br>DTC: P-2130/07 (45-)<br>66.5/5x112/Schraube M14x1.5 |         |        |      |         |
| A6 Frontantrieb Typ B8 (07-)  | 2 A 10  | 30.466 | 91-  |         |
|   | DZ A 10 | 30.523 | 148- |         |
|   | DZ A 16 | 30.519 | 168- |         |
|   | DZ A 20 | 30.520 | 172- |         |
|   | 2 A 25  | 30.467 | 141- |         |
|   | 2 A 30  | 30.468 | 147- |         |
|   | 2 A 35  | 30.469 | 153- |         |
|   | 2 A 40  | 30.470 | 183- |         |
|   | 1 A 40  | 40.471 | 240- |         |
|   | 1 A 45  | 40.472 | 240- |         |
|   | 1 A 50  | 40.473 | 240- |         |
|   | 1 A 55  | 40.474 | 252- |         |
|   | 1 A 60  | 40.475 | 258- |         |
|   | 1 A 70  | 40.476 | 268- |         |
| 30.348: CODE # 11   |         |        |      |         |

| Vehicle Type/Model (Year)   | Type    | mm*    | No.  | 2 / CHF |
|---|---------|--------|------|---------|
| A4 Quattro Typ B8 (07-)   | 2 A 10  | 30.466 | 91-  |         |
| S4 Typ B8 (07-)   | 2 A 25  | 30.467 | 141- |         |
|   | 2 A 30  | 30.468 | 147- |         |
|   | 2 A 35  | 30.469 | 153- |         |
|   | 2 A 40  | 30.470 | 183- |         |
|   | 1 A 40  | 40.471 | 240- |         |
|   | 1 A 45  | 40.472 | 240- |         |
|   | 1 A 50  | 40.473 | 240- |         |
|   | 1 A 55  | 40.474 | 252- |         |
|   | 1 A 60  | 40.475 | 258- |         |
|   | 1 A 70  | 40.476 | 268- |         |
| CODE # 2<br>30.467: CODE # 14<br>DTC: P-2130/07 (45-)<br>66.5/5x112/Schraube M14x1.5  |         |        |      |         |
| A5 Frontantrieb Typ B8 (07-)  | 2 A 10  | 30.466 | 91-  |         |
|   | DZ A 10 | 30.523 | 148- |         |
|   | DZ A 16 | 30.519 | 168- |         |
|   | DZ A 20 | 30.520 | 172- |         |
|   | 2 A 25  | 30.467 | 141- |         |
|   | 2 A 30  | 30.468 | 147- |         |
|   | 2 A 35  | 30.469 | 153- |         |
|   | 2 A 40  | 30.470 | 183- |         |
|   | 1 A 40  | 40.471 | 240- |         |
|   | 1 A 45  | 40.472 | 240- |         |
|   | 1 A 50  | 40.473 | 240- |         |
|   | 1 A 55  | 40.474 | 252- |         |
|   | 1 A 60  | 40.475 | 258- |         |
|   | 1 A 70  | 40.476 | 268- |         |
| CODE # 2<br>30.523 / 30.519 / 30.520: CODE # 10<br>30.467: CODE # 14<br>DTC: P-2124/07 (45-)<br>66.5/5x112/Schraube M14x1.5 |         |        |      |         |
| A5 Quattro Typ B8 (07-)   | 2 A 10  | 30.466 | 91-  |         |
| S5 Typ B8 (07-)   | 2 A 25  | 30.467 | 141- |         |
|   | 2 A 30  | 30.468 | 147- |         |
|   | 2 A 35  | 30.469 | 153- |         |
|   | 2 A 40  | 30.470 | 183- |         |
|   | 1 A 40  | 40.471 | 240- |         |
|   | 1 A 45  | 40.472 | 240- |         |
|   | 1 A 50  | 40.473 | 240- |         |
|   | 1 A 55  | 40.474 | 252- |         |
|   | 1 A 60  | 40.475 | 258- |         |
|   | 1 A 70  | 40.476 | 268- |         |
| CODE # 2<br>30.467: CODE # 14<br>DTC: P-2124/07 (45-)<br>66.5/5x112/Schraube M14x1.5  |         |        |      |         |
| RS5 Typ B8 (10-)  | 2 A 10  | 30.466 | 91-  |         |
|   | 2 A 25  | 30.467 | 141- |         |
|   | 2 A 30  | 30.468 | 147- |         |
|   | 2 A 35  | 30.469 | 153- |         |
|   | 2 A 40  | 30.470 | 183- |         |
|   | 1 A 40  | 40.471 | 240- |         |
|   | 1 A 45  | 40.472 | 240- |         |
|   | 1 A 50  | 40.473 | 240- |         |
|   | 1 A 55  | 40.474 | 252- |         |
|   | 1 A 60  | 40.475 | 258- |         |
|   | 1 A 70  | 40.476 | 268- |         |
| CODE # 2<br>30.467: CODE # 14<br>DTC: P-3058/10 (45-)<br>66.5/5x112/Schraube M14x1.5  |         |        |      |         |
| A6/100 Typ C4 *   | 2 A 10  | 30.018 | 63-  |         |
| A6 Lim./Avant, Quattro Typ 4B **  | 2 A 16  | 30.310 | 100- |         |
| S6/RS6 Typ 4B **  | 2 A 20  | 30.203 | 121- |         |
|   | 2 A 25  | 30.394 | 134- |         |
|   | 2 A 30  | 30.005 | 134- |         |
|   | 2 A 35  | 30.395 | 143- |         |
|   | 2 A 40  | 30.096 | 143- |         |
|   | 1 A 40  | 40.011 | 240- |         |
|   | 1 A 45  | 40.396 | 245- |         |
|   | 1 A 50  | 40.219 | 245- |         |
|   | 1 A 60  | 40.385 | 245- |         |
| 2WD: 30.203: CODE # 11<br>DTC: *P-373/00, **P-291/00 (45-)<br>57.1/5x112/Schraube M14x1.5                                   |         |        |      |         |
| A6 Allroad Typ 4B   | 2 A 10  | 30.018 | 63-  |         |
|   | 2 A 16  | 30.310 | 100- |         |
|   | 2 A 20  | 30.203 | 121- |         |
|   | 2 A 25  | 30.394 | 134- |         |
|   | 2 A 30  | 30.005 | 134- |         |
|   | 2 A 35  | 30.395 | 143- |         |
|   | 2 A 40  | 30.096 | 143- |         |
|   | 1 A 40  | 40.011 | 240- |         |
|   | 1 A 45  | 40.396 | 245- |         |
|   | 1 A 50  | 40.219 | 245- |         |
|   | 1 A 60  | 40.385 | 245- |         |
| DTC: P-2683/09 (45-)<br>57.1/5x112/Schraube M14x1.5   |         |        |      |         |
| A6, A6 Quattro, S6 Typ 4F *   | 2 A 10  | 30.347 | 94-  |         |
| A6 Allroad Typ 4F **  | 2 A 22  | 30.348 | 143- |         |
|   | 2 A 25  | 30.408 | 147- |         |
|   | 2 A 30  | 30.349 | 152- |         |
|   | 2 A 35  | 30.411 | 167- |         |
|   | 2 A 40  | 30.350 | 183- |         |
|   | 1 A 40  | 40.351 | 248- |         |
|   | 1 A 45  | 40.412 | 248- |         |
| 30.348: CODE # 11   |         |        |      |         |

| Vehicle Type/Model (Year)   | Type   | mm*    | No.  | 2 / CHF |
|---|--------|--------|------|---------|
| DTC: *P-1469/05, **P-2685/09 (45-)<br>57.1/5x112/Schraube M14x1.5                         | 1 A 50 | 40.352 | 259- |         |
|   | 1 A 60 | 40.353 | 275- |         |
| A7 Typ 4G (11-)   | 2 A 10 | 30.466 | 91-  |         |
|   | 2 A 25 | 30.467 | 141- |         |
|   | 2 A 30 | 30.468 | 147- |         |
|   | 2 A 35 | 30.469 | 153- |         |
|   | 2 A 40 | 30.470 | 183- |         |
|   | 1 A 40 | 40.471 | 240- |         |
|   | 1 A 45 | 40.472 | 240- |         |
|   | 1 A 50 | 40.473 | 240- |         |
|   | 1 A 55 | 40.474 | 252- |         |
|   | 1 A 60 | 40.475 | 258- |         |
|   | 1 A 70 | 40.476 | 268- |         |
| DTC: P-3229/10 (45-)<br>66.5/5x112/Schraube M14x1.5                                       |        |        |      |         |
| A8, A8 Quattro, S8 Typ D2, D2A/B  | 2 A 10 | 30.018 | 63-  |         |
|   | 2 A 16 | 30.310 | 100- |         |
|   | 2 A 20 | 30.203 | 121- |         |
|   | 2 A 25 | 30.394 | 134- |         |
|   | 2 A 30 | 30.005 | 134- |         |
|   | 2 A 35 | 30.395 | 143- |         |
|   | 2 A 40 | 30.096 | 143- |         |
|   | 1 A 40 | 40.011 | 240- |         |
|   | 1 A 45 | 40.396 | 245- |         |
|   | 1 A 50 | 40.219 | 245- |         |
|   | 1 A 60 | 40.385 | 245- |         |
| 2WD: 30.203: CODE # 11<br>DTC: P-384/00 (45-)<br>57.1/5x112/Schraube M14x1.5              |        |        |      |         |
| A8 Typ 4E (03-09)   | 2 A 10 | 30.018 | 63-  |         |
|   | 2 A 16 | 30.310 | 100- |         |
|   | 2 A 20 | 30.203 | 121- |         |
|   | 2 A 25 | 30.394 | 134- |         |
|   | 2 A 30 | 30.005 | 134- |         |
|   | 2 A 35 | 30.395 | 143- |         |
|   | 2 A 40 | 30.096 | 143- |         |
|   | 1 A 40 | 40.011 | 240- |         |
|   | 1 A 45 | 40.396 | 245- |         |
|   | 1 A 50 | 40.219 | 245- |         |
|   | 1 A 60 | 40.385 | 245- |         |
| Code # 2<br>2WD: 30.203: CODE # 11<br>DTC: P-1540/05 (45-)<br>57.1/5x112/Schraube M14x1.5 |        |        |      |         |
| A8 Typ 4H (10-)   | 2 A 10 | 30.466 | 91-  |         |
|   | 2 A 25 | 30.467 | 141- |         |
|   | 2 A 30 | 30.468 | 147- |         |
|   | 2 A 35 | 30.469 | 153- |         |
|   | 2 A 40 | 30.470 | 183- |         |
|   | 1 A 40 | 40.471 | 240- |         |
|   | 1 A 45 | 40.472 | 240- |         |
|   | 1 A 50 | 40.473 | 240- |         |
|   | 1 A 55 | 40.474 | 252- |         |
|   | 1 A 60 | 40.475 | 258- |         |
|   | 1 A 70 | 40.476 | 268- |         |
| DTC: P-3060/10 (45-)<br>66.5/5x112/Schraube M14x1.5                                       |        |        |      |         |
| TT Typ 8N   | 2 A 10 | 30.018 | 63-  |         |
|   | 2 A 16 | 30.310 | 100- |         |
|   | 2 A 20 | 30.203 | 121- |         |
|   | 2 A 25 | 30.394 | 134- |         |
|   | 2 A 30 | 30.005 | 134- |         |
|   | 2 A 35 | 30.395 | 143- |         |
|   | 2 A 40 | 30.096 | 143- |         |
|   | 1 A 40 | 40.049 | 240- |         |
|   | 1 A 45 | 40.413 | 245- |         |
|   | 1 A 50 | 40.101 | 245- |         |
|   | 1 A 60 | 40.306 | 245- |         |
| 2WD: 30.203: CODE # 11<br>DTC: P-290/00 (45-)<br>57.1/5x112/Schraube M14x1.5              |        |        |      |         |
| TT Typ 8J   | 2 A 10 | 30.347 | 94-  |         |
|   | 2 A 22 | 30.348 | 143- |         |
|   | 2 A 25 | 30.408 | 147- |         |
|   | 2 A 30 | 30.349 | 152- |         |
|   | 2 A 35 | 30.411 | 167- |         |
|   | 2 A 40 | 30.350 | 183- |         |
|   | 1 A 40 | 40.351 | 248- |         |
|   | 1 A 45 | 40.412 | 248- |         |
|   | 1 A 50 | 40.352 | 259- |         |
|   | 1 A 60 | 40.353 | 275- |         |
| 30.348: CODE # 11<br>DTC: P-1869/06 (45-)<br>57.1/5x112/Schraube M14x1.5                  |        |        |      |         |
| Q5 Typ  |        |        |      |         |



| Vehicle Type/Model (Year)           | Type | mm* | No.      | 2 / CHF |
|-------------------------------------|------|-----|----------|---------|
| Q7 Typ 4L                           | 2 A  | 10  | 30.205/1 | 133.-   |
|                                     | 2 A  | 20  | 30.205   | 160.-   |
|                                     | 2 A  | 30  | 30.206   | 169.-   |
|                                     | 2 A  | 40  | 30.345   | 184.-   |
|                                     | 1 A  | 46  | 40.207   | 369.-   |
| 40.207: CODE # 6                    | 2 A  | 50  | 30.346   | 193.-   |
| CODE # 2                            | 1 A  | 60  | 40.456   | 369.-   |
| DTC: P-946/03 (45.-)                | 1 A  | 70  | 40.457   | 372.-   |
| 71.5/5x120/Schraube M14x1.5         | 2 A  | 10  | 30.347   | 94.-    |
| R8 Typ 42 (07-)                     | 2 A  | 25  | 30.408   | 147.-   |
|                                     | 2 A  | 30  | 30.349   | 152.-   |
|                                     | 2 A  | 35  | 30.411   | 167.-   |
|                                     | 2 A  | 40  | 30.350   | 183.-   |
|                                     | 1 A  | 40  | 40.351   | 248.-   |
| Code # 2                            | 1 A  | 45  | 40.412   | 248.-   |
| DTC: P-2754/09 (45.-)               | 1 A  | 50  | 40.352   | 259.-   |
| 57.1/5x112/Schraube M14x1.5         | 1 A  | 60  | 40.353   | 275.-   |
| <b>B M W</b>                        | 2 A  | 10  | 30.038   | 91.-    |
| 1er Lim./Cpé/Cabrio                 | 2 A  | 20  | 30.200   | 126.-   |
| Typ E81/E82/E87/E88                 | 2 A  | 25  | 30.397   | 141.-   |
|                                     | 2 A  | 30  | 30.010   | 143.-   |
|                                     | 2 A  | 35  | 30.398   | 173.-   |
|                                     | 1 A  | 40  | 40.039   | 240.-   |
|                                     | 1 A  | 45  | 40.399   | 245.-   |
|                                     | 1 A  | 50  | 40.040   | 245.-   |
| DTC: P-1449/05 (45.-)               | 1 A  | 60  | 40.386   | 245.-   |
| 72.5/5x120/Schraube M12x1.5         | 2 A  | 10  | 30.018   | 63.-    |
| 3er Typ E21                         | 2 A  | 20  | 30.203   | 121.-   |
|                                     | 2 A  | 30  | 30.005   | 134.-   |
|                                     | 1 A  | 40  | 40.015   | 240.-   |
|                                     | 1 A  | 50  | 40.003   | 245.-   |
|                                     | 1 A  | 60  | 40.001   | 245.-   |
| 57.1/4x100/Schraube M12x1.5         | 2 A  | 10  | 30.018   | 63.-    |
| 3er Typ E30 *                       | 2 A  | 20  | 30.203   | 121.-   |
| 3er Typ E30 Allrad                  | 2 A  | 30  | 30.005   | 134.-   |
|                                     | 2 A  | 30  | 30.005   | 134.-   |
|                                     | 1 A  | 40  | 40.015   | 240.-   |
|                                     | 1 A  | 50  | 40.003   | 245.-   |
| DTC: * P-2701/09 (45.-)             | 1 A  | 60  | 40.001   | 245.-   |
| 57.1/4x100/Schraube M12x1.5         | 2 A  | 10  | 30.038   | 91.-    |
| 3er Typ E30 M3                      | 2 A  | 20  | 30.200   | 126.-   |
|                                     | 2 A  | 25  | 30.397   | 141.-   |
|                                     | 2 A  | 30  | 30.010   | 143.-   |
|                                     | 2 A  | 35  | 30.398   | 173.-   |
|                                     | 1 A  | 40  | 40.039   | 240.-   |
|                                     | 1 A  | 45  | 40.399   | 245.-   |
|                                     | 1 A  | 50  | 40.040   | 245.-   |
|                                     | 1 A  | 60  | 40.386   | 245.-   |
| DTC: P-2701/09 (45.-)               | 2 A  | 10  | 30.038   | 91.-    |
| 72.5/5x120/Schraube M12x1.5         | 2 A  | 20  | 30.200   | 126.-   |
| 3er Typ E36 *                       | 2 A  | 25  | 30.397   | 141.-   |
| 3er Typ E36 M3 **                   | 2 A  | 30  | 30.010   | 143.-   |
|                                     | 2 A  | 35  | 30.398   | 173.-   |
|                                     | 1 A  | 40  | 40.039   | 240.-   |
|                                     | 1 A  | 45  | 40.399   | 245.-   |
|                                     | 1 A  | 50  | 40.040   | 245.-   |
|                                     | 1 A  | 60  | 40.386   | 245.-   |
| DTC: * P-289/00, ** P-429/00 (45.-) | 2 A  | 10  | 30.038   | 91.-    |
| 72.5/5x120/Schraube M12x1.5         | 2 A  | 20  | 30.200   | 126.-   |
| 3er Typ E46 *                       | 2 A  | 25  | 30.397   | 141.-   |
| 3er Typ E46 M3 **                   | 2 A  | 30  | 30.010   | 143.-   |
|                                     | 2 A  | 35  | 30.398   | 173.-   |
|                                     | 1 A  | 40  | 40.039   | 240.-   |
|                                     | 1 A  | 45  | 40.399   | 245.-   |
|                                     | 1 A  | 50  | 40.040   | 245.-   |
|                                     | 1 A  | 60  | 40.386   | 245.-   |
| DTC: * P-339/00, ** P-794/02 (45.-) | 2 A  | 10  | 30.038   | 91.-    |
| 72.5/5x120/Schraube M12x1.5         | 2 A  | 20  | 30.200   | 126.-   |
| 3er Typ 390L/390X/392C (05-)*       | 2 A  | 20  | 30.200   | 126.-   |
| 3er Typ 3C (10-)*                   | 2 A  | 25  | 30.397   | 141.-   |
| 3er Typ M3 Typ M390 (07-)**         | 2 A  | 30  | 30.010   | 143.-   |
|                                     | 2 A  | 35  | 30.398   | 173.-   |
|                                     | 1 A  | 40  | 40.039   | 240.-   |
|                                     | 1 A  | 45  | 40.399   | 245.-   |
|                                     | 1 A  | 50  | 40.040   | 245.-   |
|                                     | 1 A  | 60  | 40.386   | 245.-   |
| DTC: * P-1464/05 (45.-)             | 2 A  | 10  | 30.038   | 91.-    |
| DTC: ** P-2134/07 (45.-)            | 2 A  | 20  | 30.200   | 126.-   |
| 72.5/5x120/Schraube M12x1.5         | 2 A  | 25  | 30.397   | 141.-   |
| 5er Typ E28/5/1, 5er Typ E34 5/H *  | 2 A  | 30  | 30.010   | 143.-   |
|                                     | 1 A  | 40  | 40.039   | 240.-   |
|                                     | 1 A  | 45  | 40.399   | 245.-   |
|                                     | 1 A  | 50  | 40.040   | 245.-   |
|                                     | 1 A  | 60  | 40.386   | 245.-   |
|                                     | 2 A  | 10  | 30.038   | 91.-    |
|                                     | 2 A  | 20  | 30.200   | 126.-   |

Beachte Code Hinweise

voir indication de code

| Vehicle Type/Model (Year)        | Type | mm* | No.    | 2 / CHF |
|----------------------------------|------|-----|--------|---------|
| 5er Typ E39 5/D incl. M5 M539    | 2 A  | 25  | 30.397 | 141.-   |
|                                  | 2 A  | 30  | 30.010 | 143.-   |
|                                  | 2 A  | 35  | 30.398 | 173.-   |
|                                  | 1 A  | 40  | 40.039 | 240.-   |
|                                  | 1 A  | 45  | 40.399 | 245.-   |
| DTC: * P-336/00 (45.-)           | 1 A  | 50  | 40.040 | 245.-   |
| 72.5/5x120/Schraube M12x1.5      | 1 A  | 60  | 40.386 | 245.-   |
| 5er Typ E60/61 560L/560X (03-09) | 2 A  | 10  | 30.185 | 91.-    |
|                                  | 2 A  | 20  | 30.186 | 126.-   |
|                                  | 2 A  | 30  | 30.187 | 143.-   |
|                                  | 1 A  | 40  | 40.188 | 240.-   |
|                                  | 1 A  | 50  | 40.387 | 245.-   |
| DTC: P-337/00 (45.-)             | 2 A  | 10  | 30.038 | 91.-    |
| 74.1/5x120/Schraube M12x1.5      | 2 A  | 20  | 30.200 | 126.-   |
| 5er Typ E60/61 560L/560X (03-09) | 2 A  | 25  | 30.397 | 141.-   |
|                                  | 2 A  | 30  | 30.010 | 143.-   |
|                                  | 2 A  | 35  | 30.398 | 173.-   |
|                                  | 1 A  | 40  | 40.039 | 240.-   |
|                                  | 1 A  | 45  | 40.399 | 245.-   |
|                                  | 1 A  | 50  | 40.040 | 245.-   |
| DTC: P-1084/03 (45.-)            | 1 A  | 60  | 40.386 | 245.-   |
| 72.5/5x120/Schraube M12x1.5      | 2 A  | 10  | 30.038 | 91.-    |
| 5er Typ M560 M5 (05-)            | 2 A  | 20  | 30.200 | 126.-   |
|                                  | 2 A  | 25  | 30.397 | 141.-   |
|                                  | 2 A  | 30  | 30.010 | 143.-   |
|                                  | 2 A  | 35  | 30.398 | 173.-   |
|                                  | 1 A  | 40  | 40.039 | 240.-   |
|                                  | 1 A  | 45  | 40.399 | 245.-   |
|                                  | 1 A  | 50  | 40.040 | 245.-   |
| DTC: P-1467/05 (45.-)            | 1 A  | 60  | 40.386 | 245.-   |
| 72.5/5x120/Schraube M12x1.5      | 2 A  | 10  | 30.038 | 91.-    |
| 5er Gran Turismo (09-)           | 2 A  | 20  | 30.200 | 126.-   |
|                                  | 2 A  | 25  | 30.397 | 141.-   |
|                                  | 2 A  | 30  | 30.010 | 143.-   |
|                                  | 2 A  | 35  | 30.398 | 173.-   |
|                                  | 1 A  | 40  | 40.039 | 240.-   |
|                                  | 1 A  | 45  | 40.399 | 245.-   |
|                                  | 1 A  | 50  | 40.040 | 245.-   |
|                                  | 1 A  | 60  | 40.386 | 245.-   |
| DTC: P-2805/09 (45.-)            | 2 A  | 10  | 30.038 | 91.-    |
| 72.5/5x120/Schraube M14x1.25     | 2 A  | 20  | 30.200 | 126.-   |
| 5er Typ 5L/5K (10-)              | 2 A  | 25  | 30.397 | 141.-   |
|                                  | 2 A  | 30  | 30.010 | 143.-   |
|                                  | 2 A  | 35  | 30.398 | 173.-   |
|                                  | 1 A  | 40  | 40.506 | 268.-   |
|                                  | 1 A  | 45  | 40.507 | 268.-   |
|                                  | 1 A  | 50  | 40.508 | 268.-   |
|                                  | 1 A  | 60  | 40.509 | 274.-   |
| DTC: P-2943/10 (45.-)            | 1 A  | 70  | 40.510 | 278.-   |
| 72.5/5x120/Schraube M14x1.25     | 2 A  | 10  | 30.038 | 91.-    |
| 6er Typ E24 6/1                  | 2 A  | 20  | 30.200 | 126.-   |
| 6er Typ E63/64 *                 | 2 A  | 25  | 30.397 | 141.-   |
|                                  | 2 A  | 30  | 30.010 | 143.-   |
|                                  | 2 A  | 35  | 30.398 | 173.-   |
|                                  | 1 A  | 40  | 40.039 | 240.-   |
|                                  | 1 A  | 45  | 40.399 | 245.-   |
|                                  | 1 A  | 50  | 40.040 | 245.-   |
|                                  | 1 A  | 60  | 40.386 | 245.-   |
| DTC: * P-1979/07 (45.-)          | 2 A  | 10  | 30.038 | 91.-    |
| 72.5/5x120/Schraube M12x1.5      | 2 A  | 20  | 30.200 | 126.-   |
| 6er M6 Typ M560                  | 2 A  | 25  | 30.397 | 141.-   |
|                                  | 2 A  | 30  | 30.010 | 143.-   |
|                                  | 2 A  | 35  | 30.398 | 173.-   |
|                                  | 1 A  | 40  | 40.039 | 240.-   |
|                                  | 1 A  | 45  | 40.399 | 245.-   |
|                                  | 1 A  | 50  | 40.040 | 245.-   |
|                                  | 1 A  | 60  | 40.386 | 245.-   |
| DTC: P-1467/05 (45.-)            | 2 A  | 10  | 30.038 | 91.-    |
| 72.5/5x120/Schraube M12x1.5      | 2 A  | 20  | 30.200 | 126.-   |
| 7er Typ E32 7/1                  | 2 A  | 25  | 30.397 | 141.-   |
| 7er Typ E38 7/6 *                | 2 A  | 30  | 30.010 | 143.-   |
|                                  | 2 A  | 35  | 30.398 | 173.-   |
|                                  | 1 A  | 40  | 40.039 | 240.-   |
|                                  | 1 A  | 45  | 40.399 | 245.-   |
|                                  | 1 A  | 50  | 40.040 | 245.-   |
|                                  | 1 A  | 60  | 40.386 | 245.-   |
| DTC: * P-335/00 (45.-)           | 2 A  | 10  | 30.038 | 91.-    |
| 72.5/5x120/Schraube M12x1.5      | 2 A  | 20  | 30.200 | 126.-   |

| Vehicle Type/Model (Year)           | Type | mm* | No.    | 2 / CHF |
|-------------------------------------|------|-----|--------|---------|
| 7er Typ E65 (765) (01-08)           | 2 A  | 10  | 30.038 | 91.-    |
|                                     | 2 A  | 20  | 30.200 | 126.-   |
|                                     | 2 A  | 25  | 30.397 | 141.-   |
|                                     | 2 A  | 30  | 30.010 | 143.-   |
|                                     | 2 A  | 35  | 30.398 | 173.-   |
| DTC: P-796/02 (45.-)                | 1 A  | 40  | 40.323 | 240.-   |
| 72.5/5x120/Schraube M14x1.5         | 1 A  | 50  | 40.324 | 250.-   |
| 7er Typ 7L/701/HY (08-)             | 1 A  | 60  | 40.325 | 260.-   |
|                                     | 1 A  | 70  | 40.326 | 270.-   |
|                                     | 2 A  | 10  | 30.038 | 91.-    |
|                                     | 2 A  | 20  | 30.200 | 126.-   |
|                                     | 2 A  | 25  | 30.397 | 141.-   |
|                                     | 2 A  | 30  | 30.010 | 143.-   |
|                                     | 2 A  | 35  | 30.398 | 173.-   |
|                                     | 1 A  | 45  | 40.507 | 268.-   |
|                                     | 1 A  | 50  | 40.508 | 268.-   |
|                                     | 1 A  | 60  | 40.509 | 274.-   |
| DTC: P-2946/10                      | 1 A  | 70  | 40.510 | 278.-   |
| 72.5/5x120/Schraube M14x1.25        | 2 A  | 10  | 30.038 | 91.-    |
| 8er Typ 8/E                         | 2 A  | 20  | 30.200 | 126.-   |
|                                     | 2 A  | 25  | 30.397 | 141.-   |
|                                     | 2 A  | 30  | 30.010 | 143.-   |
|                                     | 2 A  | 35  | 30.398 | 173.-   |
|                                     | 1 A  | 40  | 40.039 | 240.-   |
|                                     | 1 A  | 45  | 40.399 | 245.-   |
|                                     | 1 A  | 50  | 40.040 | 245.-   |
|                                     | 1 A  | 60  | 40.386 | 245.-   |
| 72.5/5x120/Schraube M12x1.5         | 2 A  | 10  | 30.038 | 91.-    |
| Z3 Typ R/C *                        | 2 A  | 20  | 30.200 | 126.-   |
| Z3 M-Roadster Typ MR/C **           | 2 A  | 25  | 30.397 | 141.-   |
|                                     | 2 A  | 30  | 30.010 | 143.-   |
|                                     | 2 A  | 35  | 30.398 | 173.-   |
|                                     | 1 A  | 40  | 40.039 | 240.-   |
|                                     | 1 A  | 45  | 40.399 | 245.-   |
|                                     | 1 A  | 50  | 40.040 | 245.-   |
|                                     | 1 A  | 60  | 40.386 | 245.-   |
| DTC: * P-334/00, ** P-338/00 (45.-) | 2 A  | 10  | 30.038 | 91.-    |
| 72.5/5x120/Schraube M12x1.5         | 2 A  | 20  | 30.200 | 126.-   |
| Z4 Roadster Typ Z85 *               | 2 A  | 25  | 30.397 | 141.-   |
| Z4 M Roadster Typ M85 *             | 2 A  | 30  | 30.010 | 143.-   |
| Z8 Typ E52                          | 2 A  | 35  | 30.398 | 173.-   |
|                                     | 1 A  | 40  | 40.039 | 240.-   |
|                                     | 1 A  | 45  | 40.399 | 245.-   |
|                                     | 1 A  | 50  | 40.040 | 245.-   |
|                                     | 1 A  | 60  | 40.386 | 245.-   |
| DTC: * P-948/03 (45.-)              | 2 A  | 10  | 30.038 | 91.-    |
| 72.5/5x120/Schraube M12x1.5         | 2 A  | 20  | 30.200 | 126.-   |
| Z4 Typ Z89                          | 2 A  | 25  |        |         |



| Vehicle Type/Model (Year)              | Type | mm* | No.       | 2 / CHF |
|--|------|-----|-----------|---------|
|  | 1 A  | 45  | 40.480    | 245.-   |
|  | 1 A  | 50  | 40.483    | 258.-   |
|  | 1 A  | 60  | 40.481    | 268.-   |
| DTC: P-2462/08 (45.-)                  | 1 A  | 70  | 40.482    | 268.-   |
| 74.1/5x120/Schraube M14x1.25           |      |     |           |         |
| X6 Typ E70 (08-)                       | 2 A  | 10  | 30.185 VA | 91.-    |
| X6 M, X6 M Typ M7X (09-)               | 2 A  | 25  | 30.477 VA | 141.-   |
| VA Scheiben                            | 2 A  | 30  | 30.187 VA | 143.-   |
|  | 2 A  | 35  | 30.478 VA | 153.-   |
|  | 2 A  | 40  | 30.479 VA | 163.-   |
|  | 1 A  | 45  | 40.480 VA | 245.-   |
|  | 1 A  | 50  | 40.483 VA | 258.-   |
|  | 1 A  | 60  | 40.481 VA | 268.-   |
|  | 1 A  | 70  | 40.482 VA | 268.-   |
| HA Scheiben                            | 2 A  | 10  | 30.038 HA | 91.-    |
|  | 2 A  | 20  | 30.200 HA | 126.-   |
|  | 2 A  | 25  | 30.397 HA | 141.-   |
|  | 2 A  | 30  | 30.010 HA | 143.-   |
|  | 2 A  | 35  | 30.398 HA | 173.-   |
|  | 2 A  | 40  | 30.373 HA | 191.-   |
|  | 1 A  | 40  | 40.506 HA | 268.-   |
|  | 1 A  | 45  | 40.507 HA | 268.-   |
|  | 1 A  | 50  | 40.508 HA | 268.-   |
|  | 1 A  | 60  | 40.509 HA | 274.-   |
|  | 1 A  | 70  | 40.510 HA | 278.-   |
| DTC: P-2462/08 (45.-)                  |      |     |           |         |
| VA74.1/HA72.5/5x120/Schraube M14x1.25  |      |     |           |         |
| <b>CHEVROLET</b>                       |      |     |           |         |
| Captiva Typ KLAC (06-)                 | 1 A  | 40  | 40.553    | 258.-   |
| 40.553: CODE # 4 DTC: P-2935/10 (45.-) | 1 A  | 50  | 40.554    | 270.-   |
| 70.1/5x115/Mutter M12x1.5              | 1 A  | 60  | 40.458    | 278.-   |
| Corvette Typ Y (84-04)                 | 1 A  | 40  | 40.150    | 253.-   |
| 40.150: CODE # 4 DTC: P-2138/07 (45.-) | 1 A  | 50  | 40.151    | 270.-   |
| 70.5/5x120/Mutter M12x1.5              |      |     |           |         |
| Corvette Typ GMX-245 (05-)             | 1 A  | 40  | 40.150    | 253.-   |
| 40.150: CODE # 4 DTC: P-2140/07 (45.-) | 1 A  | 50  | 40.151    | 270.-   |
| 70.5/5x120/Mutter M12x1.5              |      |     |           |         |
| Blazer S10, S13                        | 1 S  | 50  | 10.286    | 276.-   |
| 5x120/Mutter M12x1.5                   | 1 S  | 60  | 10.287    | 276.-   |
| <b>CHRYSLER</b>                        |      |     |           |         |
| PT Cruiser                             | 2 A  | 30  | 30.316    | 177.-   |
| DTC: P-760/02 (45.-)                   | 1 A  | 40  | 40.317    | 214.-   |
| 57.1/5x100/Mutter M12x1.5              | 1 A  | 50  | 40.318    | 232.-   |
| Neon, Stratus, Le Baron, GS            | 1 S  | 50  | 10.168    | 270.-   |
| 57.1/5x100/Mutter M12x1.5              |      |     |           |         |
| Vision, 300M, Voyager (90-)            | 1 S  | 50  | 10.048A   | 249.-   |
| 71.6/5x114/Mutter M12x1.5              |      |     |           |         |
| 300C                                   | 2 A  | 10  | 30.504    | 92.-    |
| 71.6/5x115/Mutter M14x1.5              | 1 A  | 50  | 40.402    | 270.-   |
| Crossfire incl. Cabrio Typ ZH          | 2 A  | 10  | 30.192    | 78.-    |
|  | 2 A  | 20  | 30.088    | 126.-   |
|  | 2 A  | 25  | 30.400    | 141.-   |
|  | 2 A  | 30  | 30.021    | 147.-   |
|  | 2 A  | 35  | 30.401    | 153.-   |
|  | 1 A  | 44  | 40.008    | 240.-   |
|  | 1 A  | 50  | 40.304    | 227.-   |
|  | 1 A  | 60  | 40.087    | 245.-   |
| DTC: P-1353/05 (45.-)                  |      |     |           |         |
| 66.5/5x112/Schraube M12x1.5            |      |     |           |         |
| Grand Voyager Typ RT (07-) DTC: a.A.   | 1 S  | 50  | 10.284    | 276.-   |
| 71.6/5x127/Mutter 1/2"                 | 1 S  | 60  | 10.285    | 276.-   |
| <b>CITROËN</b>                         |      |     |           |         |
| AX                                     | 2 S  | 30  | 10.051    | 135.-   |
| 55.3/98/Schraube M12x1.25              | 1 S  | 50  | 10.053    | 206.-   |
| Saxo                                   | 2 A  | 10  | 30.193    | 78.-    |
|  | 2 A  | 20  | 30.295    | 121.-   |
|  | 2 A  | 30  | 30.084    | 147.-   |
| DTC: P-2028/07 (45.-) 13"-15"          | 1 A  | 40  | 40.054    | 240.-   |
| DTC: P-2029/07 (45.-) 16"-17"          | 1 A  | 50  | 40.392    | 240.-   |
| 65.1/4x108/Schraube M12x1.25           |      |     |           |         |
| C1 (05-)                               | 2 A  | 10  | 30.514    | 74.-    |
|  | 2 A  | 20  | 30.431    | 143.-   |
|  | 2 A  | 30  | 30.432    | 153.-   |
|  | 2 A  | 40  | 30.433    | 169.-   |
| DTC: P-1535/05 (45.-)                  | 1 A  | 40  | 40.515    | 240.-   |
| 54.1/4x100/Schraube M12x1.5            | 1 A  | 50  | 40.434    | 240.-   |
| AX, BX, Xsara, Xantia, Berlingo, ZX    | 2 A  | 10  | 30.193    | 78.-    |
| C2, C3, C4,                            | 2 A  | 20  | 30.295    | 121.-   |
|  | 2 A  | 30  | 30.084    | 147.-   |
|  | 1 A  | 40  | 40.054    | 240.-   |
|  | 1 A  | 50  | 40.392    | 240.-   |
| 65.1/4x108/Schraube M12x1.25           |      |     |           |         |
| C3 Typ SSH (10-)                       | 2 A  | 10  | 30.193    | 78.-    |
|  | 2 A  | 20  | 30.295    | 121.-   |

| Vehicle Type/Model (Year)               | Type | mm* | No.      | 2 / CHF |       |
|---|------|-----|----------|---------|-------|
|   | 2 A  | 30  | 30.084   | 147.-   |       |
|   | 1 A  | 40  | 40.054   | 240.-   |       |
|   | 1 A  | 50  | 40.392   | 240.-   |       |
| DTC: P-3062/10 (45.-)                   |      |     |          |         |       |
| 65.1/4x108/Schraube M12x1.25            |      |     |          |         |       |
| DS3 Typ S (10-)                         | 2 A  | 10  | 30.193   | 78.-    |       |
|   | 2 A  | 20  | 30.295   | 121.-   |       |
|   | 2 A  | 30  | 30.084   | 147.-   |       |
|   | 1 A  | 40  | 40.054   | 240.-   |       |
|   | 1 A  | 50  | 40.392   | 240.-   |       |
| DTC: P-3062/10 (45.-)                   |      |     |          |         |       |
| 65.1/4x108/Schraube M12x1.25            |      |     |          |         |       |
| C4 Typ N (11-)                          | 2 A  | 10  | 30.193   | 78.-    |       |
| C4 Picasso Typ U (11-)                  | 2 A  | 20  | 30.295   | 121.-   |       |
|   | 2 A  | 30  | 30.084   | 147.-   |       |
|   | 1 A  | 40  | 40.054   | 240.-   |       |
|   | 1 A  | 50  | 40.392   | 240.-   |       |
| DTC: P-3235/10 (45.-)                   |      |     |          |         |       |
| 65.1/4x108/Schraube M12x1.25            |      |     |          |         |       |
| C5 Typ D (01-04)                        | 2 A  | 10  | 30.193   | 78.-    |       |
|   | 2 A  | 20  | 30.295   | 121.-   |       |
|   | 2 A  | 30  | 30.084   | 147.-   |       |
|   | 1 A  | 40  | 40.054   | 240.-   |       |
|   | 1 A  | 50  | 40.392   | 240.-   |       |
| DTC: P-2275/09 (45.-)                   |      |     |          |         |       |
| 65.1/4x108/Schraube M12x1.25            |      |     |          |         |       |
| C5 Typ R (05-) DTC: P-2275/09 (45.-)    | 2 A  | 32  | 30.084   | 147.-   |       |
| 65.1/5x114/Mutter M12x1.25              | 1 A  | 40  | 40.085   | 240.-   |       |
| C6, XM                                  | 2 A  | 32  | 30.084   | 147.-   |       |
| 65.1/5x108/Schraube M12x1.25            | 1 A  | 40  | 40.085   | 240.-   |       |
| C8                                      | 2 A  | 10  | 30.175   | 70.-    |       |
|   | 2 A  | 30  | 30.224   | 143.-   |       |
|   | 1 S  | 40  | 40.225   | 245.-   |       |
| 58.1/5/98/Schraube M14x1.5              |      |     |          |         |       |
| C-Crosser (07-) DTC: P-2385/08 (45.-)   | 2 A  | 30  | 30.121   | 181.-   |       |
| 67.1/5x114/Mutter M12x1.5               | 1 A  | 50  | 40.123   | 270.-   |       |
| Evasion                                 | 2 A  | 10  | 30.175   | 70.-    |       |
|   | 2 A  | 30  | 30.224   | 143.-   |       |
|   | 1 S  | 40  | 40.225   | 245.-   |       |
| 58.1/5/98/Schraube M14x1.5              |      |     |          |         |       |
| <b>DACIA</b>                            |      |     |          |         |       |
| Sandero, Logan Typ SD                   | 2 A  | 10  | 30.099   | 70.-    |       |
|   | DZ   | A   | 10       | 30.548  | 148.- |
|   | 2 A  | 16  | 30.410   | 100.-   |       |
|   | DZ   | A   | 20       | 30.550  | 168.- |
|   | DZ   | A   | 30       | 30.552  | 172.- |
|   | 2 A  | 32  | 30.023   | 134.-   |       |
|   | 2 A  | 35  | 30.409   | 143.-   |       |
|   | 1 A  | 40  | 40.183   | 240.-   |       |
|   | 1 A  | 50  | 40.036   | 245.-   |       |
|   | 1 A  | 60  | 40.305   | 245.-   |       |
| 30.410: CODE # 7                        |      |     |          |         |       |
| 30.023: CODE # 11                       |      |     |          |         |       |
| 30.548 / 30.550 / 30.552: CODE # 10     |      |     |          |         |       |
| 60.1/4x100/Schraube M12x1.5             |      |     |          |         |       |
| <b>DAEWOO</b>                           |      |     |          |         |       |
| Espero, Lanos, Nexia                    | 2 A  | 10  | 30.018   | 63.-    |       |
| Nubira, Racer                           | 2 A  | 20  | 30.082   | 121.-   |       |
|   | 2 A  | 30  | 30.007   | 134.-   |       |
|   | 1 A  | 40  | 40.013   | 240.-   |       |
|   | 1 A  | 50  | 40.030   | 245.-   |       |
|   | 1 A  | 60  | 40.388   | 245.-   |       |
| 56.5/4x100/Schraube M12x1.5             |      |     |          |         |       |
| <b>DAIHATSU</b>                         |      |     |          |         |       |
| Materia, Copen                          | 2 A  | 30  | 30.061/1 | 181.-   |       |
|   | 2 A  | 40  | 30.062/1 | 183.-   |       |
| 54.1/4x100/Mutter M12x1.5               | 1 A  | 50  | 40.063   | 245.-   |       |
| Charade, Applause, Grand Move, YRV      | 2 A  | 30  | 30.066   | 181.-   |       |
| 56.1/4x100/Schraube M12x1.5             | 1 A  | 50  | 40.117   | 233.-   |       |
| Feroza, Rocky, F300, Freeclimber        | 1 S  | 50  | 10.156   | 276.-   |       |
| 5x139                                   | 1 S  | 60  | 10.157   | 276.-   |       |
| <b>DODGE</b>                            |      |     |          |         |       |
| Nitro Typ KJ                            | 1 S  | 50  | 10.048   | 255.-   |       |
| CODE # 4 DTC: P-2644/09 (45.-)          |      |     |          |         |       |
| 71.6/5x114/Mutter 1/2"                  |      |     |          |         |       |
| Caliber Typ PK DTC: P-2651/09 (45.-)    | 2 A  | 30  | 30.496   | 181.-   |       |
| 67.1/5x114/Mutter M12x1.5               | 1 A  | 50  | 40.123   | 270.-   |       |
| Stealth                                 | 2 A  | 30  | 30.496   | 181.-   |       |
| 67.1/5x114/Mutter M12x1.5               | 1 A  | 50  | 40.123   | 270.-   |       |
| <b>FERRARI</b>                          |      |     |          |         |       |
| F308, F328, F355, F360, F430, F456      | 2 A  | 32  | 20.026   | 208.-   |       |
| F512, F550, Mondial, Testarossa         | 1 A  | 44  | 40.176   | 308.-   |       |
| CODE # 3                                | 1 A  | 50  | 40.177   | 325.-   |       |
|   | 1 A  | 60  | 40.178   | 335.-   |       |
|   | 1 A  | 70  | 40.179   | 345.-   |       |
| 67.1/5x108/Schraube M14x1.5             |      |     |          |         |       |
| 348GTS, 348GTB, 348TS, 348TB            | 2 A  | 32  | 20.026   | 208.-   |       |
|   | 1 A  | 44  | 40.176   | 308.-   |       |
|   | 1 A  | 50  | 40.177   | 325.-   |       |
|   | 1 A  | 60  | 40.178   | 335.-   |       |
|   | 1 A  | 70  | 40.179   | 345.-   |       |
| 67.1/5x108/Schraube M14x1.5             |      |     |          |         |       |
| CODE # 3                                |      |     |          |         |       |
| DTC: P-2813/09 (45.-)                   |      |     |          |         |       |
| 67.1/5x108/Schraube M14x1.5             |      |     |          |         |       |
| <b>FIAT</b>                             |      |     |          |         |       |
| Cinquecento, Seicento, Panda, Uno, Idea | 2 A  | 10  | 30.175   | 70.-    |       |

| Vehicle Type/Model (Year)             | Type | mm* | No.    | 2 / CHF |
|---------------------------------------|------|-----|--------|---------|
|                                       | 2 A  | 20  | 30.086 | 121.-   |
|                                       | 2 A  | 30  | 30.033 | 134.-   |
|                                       | 2 A  | 40  | 30.297 | 143.-   |
|                                       | 1 A  | 40  | 40.034 | 240.-   |
|                                       | 1 A  | 50  | 40.035 | 240.-   |
|                                       | 1 A  | 60  | 40.382 | 245.-   |
| 58.1/4x98/Schraube M12x1.25           |      |     |        |         |
| 500, 500 Abarth Typ 312 (07-)         | 2 A  | 10  | 30.175 | 70.-    |
| Panda Typ 169 (03-)                   | 2 A  | 20  | 30.086 | 121.-   |
|                                       | 2 A  | 30  | 30.033 | 134.-   |
|                                       | 1 A  | 40  | 40.034 | 240.-   |
|                                       | 1 A  | 50  | 40.035 | 240.-   |
|                                       | 1 A  | 60  | 40.382 | 245.-   |
| DTC: P-2122/07 (45.-)                 |      |     |        |         |
| 58.1/4x98/Schraube M12x1.25           |      |     |        |         |
| Punto Typ 176 (93-) *                 | 2 A  | 10  | 30.175 | 70.-    |
| Punto Typ 188 (99-) **                | 2 A  | 20  | 30.086 | 121.-   |
|                                       | 2 A  | 30  | 30.033 | 134.-   |
|                                       | 2 A  | 40  | 30.297 | 143.-   |
|                                       | 1 A  | 40  | 40.034 | 240.-   |
|                                       | 1 A  | 50  | 40.035 | 240.-   |
|                                       | 1 A  | 60  | 40.382 | 245.-   |
| 58.1/4x98/Schraube M12x1.25           |      |     |        |         |
| Grande Punto Typ 199 (06-)            | 2 A  | 10  | 30.018 | 63.-    |
| Punto Abarth                          | 2 A  | 20  | 30.082 | 121.-   |
|                                       | 2 A  | 30  | 30.007 | 134.-   |
|                                       | 2 A  | 36  | 30.083 | 143.-   |
|                                       | 1 A  | 40  | 40.013 | 245.-   |
|                                       | 1 A  | 50  | 40.030 | 245.-   |
|                                       | 1 A  | 60  | 40.388 | 245.-   |
| DTC: P-805/02 (45.-)                  |      |     |        |         |
| 56.6/4x100/Schraube M12x1.5           |      |     |        |         |
| Brava, Bravo Typ 182 *                | 2 A  | 10  | 30.175 | 70.-    |
| Coupé Typ 175 (94-) **                | 2 A  | 20  | 30.086 | 121.-   |
|                                       | 2 A  | 30  | 30.033 | 134.-   |
|                                       | 2 A  | 40  | 30.297 | 143.-   |
|                                       | 1 A  | 40  | 40.034 | 240.-   |
|                                       | 1 A  | 50  | 40.035 | 240.-   |
|                                       | 1 A  | 60  | 40.382 | 245.-   |
| DTC: * P-1390/05, ** P-1328/05 (45.-) |      |     |        |         |
| 58.1/4x98/Schraube M12x1.25           |      |     |        |         |
| Bravo Typ 198                         | 2 A  | 10  | 30.175 | 70.-    |
|                                       | 2 A  | 20  | 30.086 | 121.-   |
|                                       | 2 A  | 30  | 30.033 | 134.-   |
|                                       | 2 A  | 40  | 30.297 | 143.-   |
|                                       | 1 A  | 40  | 40.034 | 240.-   |
|                                       | 1 A  | 50  | 40.035 | 240.-   |
|                                       | 1 A  | 60  | 40.382 | 245.-   |
| DTC: P-2132/07 (45.-)                 |      |     |        |         |
| 58.1/4x98/Schraube M12x1.25           |      |     |        |         |
| Stilo Typ 192                         | 2 A  | 10  | 30.175 | 70.-    |
|                                       | 2 A  | 20  | 30.086 | 121.-   |
|                                       | 2 A  | 30  | 30.033 | 134.-   |
|                                       | 2 A  | 40  | 30.297 | 143.-   |
|                                       | 1 A  | 40  | 40.034 | 240.-   |
|                                       | 1 A  | 50  | 40.035 | 240.-   |
|                                       | 1 A  | 60  | 40.382 | 245.-   |
|                                       | 2 A  | 10  | 30.175 | 70.-    |
|                                       | 2 A  | 20  | 30.086 | 121.-   |
|                                       | 2 A  | 30  | 30.033 | 134.-   |
|                                       | 2 A  | 40  | 30.297 | 143.-   |
|                                       | 1 A  | 40  | 40.034 | 240.-   |
|                                       | 1 A  | 50  | 40.035 | 240.-   |
|                                       | 1 A  | 60  | 40.382 | 245.-   |
| DTC: P-802/02 (45.-)                  |      |     |        |         |
| 58.1/4x98/Schraube M12x1.25           |      |     |        |         |
| Croma Typ 194                         | 2 A  | 10  | 30.193 | 78.-    |
|                                       | 2 A  | 16  | 30.322 | 160.-   |
|                                       | 2 A  | 32  | 30.024 | 147.-   |
|                                       | 1 A  | 40  | 40.025 | 240.-   |
|                                       | 1 A  | 50  | 40.171 | 240.-   |
|                                       | 1 A  | 60  | 40.380 | 245.-   |
| DTC: P-1529/05 (45.-)                 |      |     |        |         |
| 66.1/5x110/Schraube M12x1.5           |      |     |        |         |



| Vehicle Type/Model (Year)  | Type   | mm*    | No.   | 2 / CHF |
|--|--------|--------|-------|---------|
| DTC: * P-444/00, ** P-452/00 (45-)<br>63.4/4x108/Mutter M12x1.5  | 1 A 48 | 40.028 | 240.- |         |
|  | 1 A 60 | 40.029 | 253.- |         |
| Fiesta alle inkl. ST Typ JH1/JD3 *<br>Fusion Typ JJ2 **  | 2 A 10 | 30.194 | 74.-  |         |
|  | 2 A 20 | 30.294 | 161.- |         |
|  | 2 A 30 | 30.042 | 171.- |         |
|  | 2 A 40 | 30.043 | 181.- |         |
| DTC: * P-806/02, ** P-867/03 (45-)<br>63.4/4x108/Mutter M12x1.5  | 1 A 48 | 40.028 | 240.- |         |
|  | 1 A 60 | 40.029 | 253.- |         |
|  | 2 A 10 | 30.194 | 74.-  |         |
|  | 2 A 20 | 30.294 | 161.- |         |
| Fiesta Typ JA (08-)  | 2 A 10 | 30.194 | 74.-  |         |
|  | 2 A 20 | 30.294 | 161.- |         |
|  | 2 A 30 | 30.042 | 171.- |         |
|  | 2 A 40 | 30.043 | 181.- |         |
| DTC: P-2494/08 (45-)<br>63.4/4x108/Mutter M12x1.5  | 1 A 48 | 40.028 | 240.- |         |
|  | 1 A 60 | 40.029 | 253.- |         |
|  | 2 A 10 | 30.194 | 74.-  |         |
|  | 2 A 20 | 30.294 | 161.- |         |
| Escort, Orion (83-90)  | 2 A 20 | 30.294 | 161.- |         |
|  | 2 A 30 | 30.042 | 171.- |         |
|  | 2 A 40 | 30.043 | 181.- |         |
|  | 2 A 40 | 30.043 | 181.- |         |
| 63.4/4x108/Mutter M12x1.5  | 1 A 48 | 40.028 | 240.- |         |
|  | 1 A 60 | 40.029 | 253.- |         |
|  | 2 A 10 | 30.194 | 74.-  |         |
|  | 2 A 20 | 30.294 | 161.- |         |
| Escort (91-)   | 2 A 10 | 30.194 | 74.-  |         |
|  | 2 A 20 | 30.294 | 161.- |         |
|  | 2 A 30 | 30.042 | 171.- |         |
|  | 2 A 40 | 30.043 | 181.- |         |
| Focus: 30.294: CODE # 11<br>DTC: P-445/00 (45-)<br>63.4/4x108/Mutter M12x1.5   | 1 A 48 | 40.028 | 240.- |         |
|  | 1 A 60 | 40.029 | 253.- |         |
|  | 2 A 10 | 30.194 | 74.-  |         |
|  | 2 A 20 | 30.294 | 161.- |         |
| Focus (98-04)  | 2 A 10 | 30.194 | 74.-  |         |
|  | 2 A 20 | 30.294 | 161.- |         |
|  | 2 A 30 | 30.042 | 171.- |         |
|  | 2 A 40 | 30.043 | 181.- |         |
| Focus: 30.294: CODE # 11<br>DTC: P-447/00 (45-)<br>63.4/4x108/Mutter M12x1.5   | 1 A 48 | 40.028 | 240.- |         |
|  | 1 A 60 | 40.029 | 253.- |         |
|  | 2 A 10 | 30.194 | 74.-  |         |
|  | 2 A 20 | 30.294 | 161.- |         |
| Focus alle inkl. ST (05-)<br>Focus C-Max (03-06)<br>40.311 / 40.312: CODE # 4<br>DTC: P-1531/05 (45-)<br>63.4/5x108/Mutter M12x1.5   | 2 A 30 | 30.414 | 183.- |         |
|  | 1 A 30 | 40.311 | 210.- |         |
|  | 2 A 40 | 40.312 | 240.- |         |
|  | 1 A 40 | 40.312 | 240.- |         |
| Puma Typ ECT   | 2 A 10 | 30.194 | 74.-  |         |
|  | 2 A 20 | 30.294 | 161.- |         |
|  | 2 A 30 | 30.042 | 171.- |         |
|  | 2 A 40 | 30.043 | 181.- |         |
| DTC: P-440/00 (45-)<br>63.4/4x108/Mutter M12x1.5   | 1 A 48 | 40.028 | 240.- |         |
|  | 1 A 60 | 40.029 | 253.- |         |
|  | 2 A 30 | 30.414 | 183.- |         |
|  | 1 A 30 | 40.311 | 210.- |         |
| C-Max (07-)  | 2 A 30 | 30.414 | 183.- |         |
|  | 1 A 30 | 40.311 | 210.- |         |
|  | 2 A 40 | 40.312 | 240.- |         |
|  | 1 A 40 | 40.312 | 240.- |         |
| 40.311 / 40.312: CODE # 4<br>DTC: P-1531/05 (45-)<br>63.4/5x108/Mutter M12x1.5   | 1 A 40 | 40.312 | 240.- |         |
|  | 1 A 50 | 40.313 | 245.- |         |
|  | 2 A 10 | 30.194 | 74.-  |         |
|  | 2 A 20 | 30.294 | 161.- |         |
| Mondeo (93-00)   | 2 A 20 | 30.294 | 161.- |         |
|  | 2 A 30 | 30.042 | 171.- |         |
|  | 2 A 40 | 30.043 | 181.- |         |
|  | 2 A 40 | 30.043 | 181.- |         |
| DTC: P-439/00 (45-)<br>63.4/4x108/Mutter M12x1.5   | 1 A 48 | 40.028 | 240.- |         |
|  | 1 A 60 | 40.029 | 253.- |         |
|  | 2 A 30 | 30.414 | 183.- |         |
|  | 1 A 30 | 40.311 | 210.- |         |
| Mondeo Typ B4V/BSV/BWY (01-)   | 2 A 30 | 30.414 | 183.- |         |
|  | 1 A 30 | 40.311 | 210.- |         |
|  | 2 A 40 | 40.312 | 240.- |         |
|  | 1 A 40 | 40.312 | 240.- |         |
| 40.311 / 40.312: CODE # 4<br>DTC: P-804/02 (45-)<br>63.4/5x108/Mutter M12x1.5  | 1 A 50 | 40.313 | 245.- |         |
|  | 2 A 30 | 30.414 | 183.- |         |
|  | 1 A 30 | 40.311 | 210.- |         |
|  | 2 A 40 | 40.312 | 240.- |         |
| Mondeo Typ BA7 (07-)<br>30.414 / 30.378: CODE # 11<br>40.311 / 40.312: CODE # 4<br>DTC: P-2389/08 (45-)<br>63.4/5x108/Mutter M12x1.5 | 1 A 40 | 40.312 | 240.- |         |
|  | 1 A 50 | 40.313 | 245.- |         |
|  | 1 A 40 | 40.312 | 240.- |         |
|  | 1 A 50 | 40.313 | 245.- |         |
| S-Max (06-)<br>40.494 / 40.495: CODE # 4<br>DTC: P-2504/08 (45-)<br>63.4/5x108/Mutter M14x1.5  | 1 A 40 | 40.494 | 255.- |         |
|  | 1 A 50 | 40.495 | 270.- |         |
| Cougar Typ BCV   | 2 A 10 | 30.194 | 74.-  |         |
|  | 2 A 20 | 30.294 | 161.- |         |
|  | 2 A 30 | 30.042 | 171.- |         |
|  | 2 A 40 | 30.043 | 181.- |         |
| DTC: P-446/00 (45-)<br>63.4/4x108/Mutter M12x1.5   | 1 A 48 | 40.028 | 240.- |         |
|  | 1 A 60 | 40.029 | 253.- |         |
|  | 1 A 48 | 40.028 | 240.- |         |
|  | 1 A 60 | 40.029 | 253.- |         |
| Mustang, Mustang GT (05-)<br>DTC: P-2797/09 (45-)  | 1 S 50 | 10.158 | 276.- |         |
|  | 1 S 60 | 10.159 | 276.- |         |

Beachte Code Hinweise

voir indication de code

| Vehicle Type/Model (Year)  | Type   | mm*    | No.   | 2 / CHF |
|--|--------|--------|-------|---------|
| 70.6/5x114.3/ Mutter 1/2"  | 1 A 60 | 40.159 | 276.- |         |
| Sierra   | 2 A 30 | 30.042 | 160.- |         |
| 63.4/4x108/Mutter M12x1.5  | 1 A 48 | 40.028 | 240.- |         |
|  | 1 A 60 | 40.029 | 253.- |         |
| Kuga Typ DM 2 (08-)  | 2 A 30 | 30.414 | 183.- |         |
|  | 1 A 30 | 40.311 | 210.- |         |
| 40.311 / 40.312: CODE # 4<br>DTC: P-2496/08 (45-)<br>63.4/5x108/Mutter M12x1.5 | 2 A 40 | 30.378 | 203.- |         |
|  | 1 A 40 | 40.312 | 240.- |         |
|  | 1 A 50 | 40.313 | 245.- |         |
|  | 1 S 30 | 10.118 | 98.-  |         |
| Probe (-91)  | 1 A 50 | 40.120 | 270.- |         |
| 59.5x114/Mutter M12x1.5  | 1 S 50 | 10.120 | 270.- |         |
|  | 2 A 30 | 30.121 | 181.- |         |
| Probe Typ T20/22   | 1 A 50 | 40.123 | 270.- |         |
| 67.1/5x114/Mutter M12x1.5  | 2 A 30 | 30.058 | 143.- |         |
| Galaxy Typ WGR   | 1 A 44 | 40.184 | 244.- |         |
| 57.1/5x112/Mutter M14x1.5  | 1 A 40 | 40.494 | 255.- |         |
| Galaxy Typ WA6 (06-)   | 1 A 50 | 40.495 | 270.- |         |
| 40.494 / 40.495: CODE # 4<br>DTC: P-2504/08 (45-)<br>63.4/5x108/Mutter M14x1.5 |        |        |       |         |
| Maverick   | 1 S 50 | 10.070 | 276.- |         |
| 6x139.7/Mutter M12x1.25  | 1 S 60 | 10.069 | 276.- |         |
| Explorer   | 1 S 50 | 10.158 | 276.- |         |
| 5x114.3/ Mutter 1/2"   | 1 S 60 | 10.159 | 276.- |         |
| Ranger   | 1 S 50 | 10.370 | 258.- |         |
| 6x139.7/Mutter M12x1.5   | 1 S 60 | 10.371 | 268.- |         |
| <b>HONDA</b>   |        |        |       |         |
| Civic, CRX Typ EG/EH6/MB   | 2 A 10 | 30.064 | 161.- |         |
|  | 2 A 20 | 30.065 | 171.- |         |
|  | 2 A 30 | 30.066 | 181.- |         |
| 56.1/4x100/Mutter M12x1.5  | 1 A 50 | 40.117 | 233.- |         |
| Civic, CRX Typ ED3-9, EE8/9  | 2 A 10 | 30.064 | 161.- |         |
|  | 2 A 20 | 30.065 | 171.- |         |
|  | 2 A 30 | 30.066 | 181.- |         |
| DTC: P-1788/06 (45-)<br>56.1/4x100/Mutter M12x1.5                              | 1 A 50 | 40.117 | 233.- |         |
| Civic incl. Typ R Typ EU7-9  | 2 A 10 | 30.361 | 161.- |         |
| Civic Typ EP2-4, EV1, ES9  | 2 A 20 | 30.362 | 173.- |         |
|  | 2 A 30 | 30.363 | 201.- |         |
|  | 1 A 30 | 40.364 | 255.- |         |
|  | 2 A 40 | 40.365 | 214.- |         |
| 40.364: CODE # 4   | 1 A 40 | 40.366 | 258.- |         |
| DTC: P-1394/05 (45-)<br>64.1/5x114/Mutter M12x1.5                              | 1 A 50 | 40.367 | 270.- |         |
| Civic Typ FK1/2/3, FD3   | 1 S 60 | 10.197 | 276.- |         |
| Civic Type R Typ FN2   | 2 A 10 | 30.361 | 161.- |         |
|  | 2 A 20 | 30.362 | 173.- |         |
|  | 2 A 30 | 30.363 | 201.- |         |
|  | 1 A 30 | 40.364 | 255.- |         |
|  | 2 A 40 | 40.365 | 214.- |         |
|  | 1 A 40 | 40.366 | 258.- |         |
|  | 1 A 50 | 40.367 | 270.- |         |
| 64.1/5x114.3/Mutter M12x1.5  | 1 S 60 | 10.197 | 276.- |         |
| CR-Z Typ ZF (10-)  | 2 A 10 | 30.361 | 161.- |         |
|  | 2 A 20 | 30.362 | 173.- |         |
|  | 2 A 30 | 30.363 | 201.- |         |
|  | 1 A 30 | 40.364 | 255.- |         |
|  | 2 A 40 | 40.365 | 214.- |         |
|  | 1 A 40 | 40.366 | 258.- |         |
|  | 1 A 50 | 40.367 | 270.- |         |
| 64.1/5x114.3/Mutter M12x1.5  | 1 S 60 | 10.197 | 276.- |         |
| Accord, Prelude BB   | 2 A 30 | 30.124 | 181.- |         |
| 64.1/4x114/Mutter M12x1.5  | 1 A 50 | 40.126 | 270.- |         |
| Accord Typ CL7/9   | 2 A 10 | 30.361 | 161.- |         |
| Accord Typ CN1/2, CM1/2 (03-)  | 2 A 20 | 30.362 | 173.- |         |
|  | 2 A 30 | 30.363 | 201.- |         |
|  | 1 A 30 | 40.364 | 255.- |         |
|  | 2 A 40 | 40.365 | 214.- |         |
|  | 1 A 40 | 40.366 | 258.- |         |
|  | 1 A 50 | 40.367 | 270.- |         |
| 64.1/5x114/Mutter M12x1.5  | 1 S 60 | 10.197 | 276.- |         |
| Accord Typ CU1-3 (08-)   | 2 A 10 | 30.361 | 161.- |         |
| Accord Tourer Typ CW1-3  | 2 A 20 | 30.362 | 173.- |         |
|  | 2 A 30 | 30.363 | 201.- |         |
|  | 1 A 30 | 40.364 | 255.- |         |
|  | 2 A 40 | 40.365 | 214.- |         |
|  | 1 A 40 | 40.366 | 258.- |         |
|  | 1 A 50 | 40.367 | 270.- |         |
| 64.1/5x114/Mutter M12x1.5  | 1 S 60 | 10.197 | 276.- |         |

| Vehicle Type/Model (Year)   | Type   | mm*    | No.   | 2 / CHF |
|---|--------|--------|-------|---------|
| Prelude Typ AB/BA4/B12  | 2 A 30 | 30.066 | 181.- |         |
| Concerto, Logo  | 1 A 50 | 40.117 | 233.- |         |
| 56.1/4x100/Mutter M12x1.5   |        |        |       |         |
| Integra Type R  | 2 A 10 | 30.361 | 161.- |         |
|   | 2 A 20 | 30.362 | 173.- |         |
|   | 2 A 30 | 30.363 | 201.- |         |
|   | 1 A 30 | 40.364 | 255.- |         |
|   | 2 A 40 | 40.365 | 214.- |         |
|   | 1 A 40 | 40.366 | 258.- |         |
| 40.364: CODE # 4<br>64.1/5x114/Mutter M12x1.5   | 1 A 50 | 40.367 | 270.- |         |
| 1 S 60  | 10.197 | 276.-  |       |         |
| S2000 Typ AP1 *   | 2 A 10 | 30.361 | 161.- |         |
| NSX Typ NA1   | 2 A 20 | 30.454 | 283.- |         |
|   | 2 A 20 | 30.362 | 173.- |         |
|   | 2 A 30 | 30.455 | 283.- |         |
|   | 2 A 30 | 30.363 | 201.- |         |
|   | 1 A 30 | 40.364 | 255.- |         |
|   | 2 A 40 | 40.365 | 214.- |         |
|   | 1 A 40 | 40.366 | 258.- |         |
| 30.454 / 30.455: CODE # 15<br>40.364: CODE # 4<br>DTC: * P-1776/06 (45-)<br>70.1/6x114/Mutter M12x1.5 | 1 A 50 | 40.367 | 270.- |         |
| 1 S 60  | 10.197 | 276.-  |       |         |
| Stream, HR-V  | 1 S 30 | 40.364 | 255.- |         |
| 40.364: CODE # 4<br>64.1/5x114/Mutter M12x1.5   | 1 S 50 | 10.196 | 276.- |         |
| 1 S 60  | 10.197 | 276.-  |       |         |
| CR-V Typ RD8 *  | 2 A 10 | 30.361 | 161.- |         |
| CR-V Typ RE5  | 2 A 20 | 30.362 | 173.- |         |
|   | 2 A 30 | 30.363 | 201.- |         |
|   | 1 A 30 | 40.364 | 255.- |         |
|   | 2 A 40 | 40.365 | 214.- |         |
|   | 1 A 40 | 40.366 | 258.- |         |
| 40.364: CODE # 4<br>DTC: P-470/00 (45-)<br>64.1/5x114/Mutter M12x1.5                                  | 1 A 50 | 40.367 | 270.- |         |
| 1 S 60  | 10.197 | 276.-  |       |         |
| <b>HYUNDAI</b>  |        |        |       |         |
| i30   | 2 A 30 | 30.496 | 181.- |         |
| 67.1/5x114/Mutter M12x1.5   | 1 A 50 | 40.123 | 270.- |         |
| Getz  | 2 A 30 | 30.403 | 173.- |         |
| 67.1/4x100/Mutter M12x1.5   | 1 A 50 | 40.063 | 245.- |         |
| Coupé Typ GK (02-)  | 2 A 30 | 30.496 | 181.- |         |




| Vehicle Type/Model (Year)  | Type | mm* | No.    | 2 / CHF |
|--|------|-----|--------|---------|
| <b>JEEP</b>  |      |     |        |         |
| Wrangler (-06)<br>71.6/5x114/Mutter 1/2"   | 1 S  | 50  | 10.048 | 255.-   |
| Wrangler Typ JK (07-)<br>71.6/5x127/Mutter 1/2"  | 1 S  | 50  | 10.284 | 276.-   |
| Cherokee Typ KJ/KJ (97-07)<br>DTC: P-2077/07 (45.-)<br>71.6/5x114.3/Mutter 1/2"        | 1 S  | 50  | 10.048 | 255.-   |
| Cherokee Typ KK (07-)<br>DTC: P-3237/10 (45.-)<br>71.6/5x114.3/Mutter 1/2"             | 1 S  | 50  | 10.048 | 255.-   |
| Grand Cherokee<br>Typ ZB8S/ZB8V/ZB8Z (93-99)<br>DTC: P-1918/07 (45.-)                  | 1 S  | 50  | 10.048 | 255.-   |
| Grand Cherokee Typ WG/WJ/WH (99-07)<br>DTC: P-2077/07 (45.-)<br>71.6/5x127/Mutter 1/2" | 1 S  | 50  | 10.284 | 276.-   |
| Commander Typ WH (06-)<br>5x127/Mutter 1/2"  | 1 S  | 50  | 10.284 | 276.-   |
| <b>KIA</b>   |      |     |        |         |
| Sephia<br>56.1/4x100/Mutter M12x1.5  | 2 A  | 30  | 30.066 | 181.-   |
| Sorento Typ JC<br>110/5x139/Mutter M12x1.5   | 1 S  | 50  | 10.156 | 276.-   |
| Carens III (06-), Cee'd, Pro Cee'd   | 2 A  | 30  | 30.121 | 181.-   |
| Opirus, Carneval, Magentis III<br>67.1/5x114/Mutter M12x1.5                            | 1 A  | 50  | 40.123 | 270.-   |
| Sportage Typ JA (95-03)  | 1 S  | 50  | 10.156 | 276.-   |
| Sportage II Typ JE (04-)<br>67.1/5x114/Mutter M12x1.5                                  | 2 A  | 30  | 30.121 | 181.-   |
| <b>LAMBORGHINI</b>   |      |     |        |         |
| Gallardo (04-)   | 2 A  | 10  | 30.347 | 94.-    |
| CODE # 2<br>57.1/5x112/Schraube M14x1.5  | 2 A  | 22  | 30.348 | 143.-   |
| Murcielago   | 2 A  | 30  | 30.349 | 152.-   |
| 70.1/5x120/Schraube M14x1.5  | 1 A  | 40  | 40.011 | 240.-   |
| Countach LP400, Diablo<br>70.1/5x120/Schraube M12x1.5                                  | 1 A  | 45  | 40.396 | 245.-   |
| LANCIA   | 1 A  | 50  | 40.219 | 245.-   |
| Y, Y10, Musa, Dedra  | 1 A  | 60  | 40.385 | 245.-   |
| Thema, Lybra   | 2 A  | 20  | 30.579 | 196.-   |
| 58.1/4x98/Schraube M12x1.25  | 2 A  | 30  | 30.198 | 208.-   |
| Delta Typ 831/836  | 1 A  | 40  | 40.199 | 308.-   |
| DTC: P-1549/06 (45.-)<br>58.1/4x98/Schraube M12x1.25                                   | 1 A  | 50  | 40.228 | 325.-   |
| Delta Typ 831/836 *  | 2 A  | 20  | 30.579 | 196.-   |
| Delta integrale Evo *  | 2 A  | 30  | 30.198 | 208.-   |
| Thema Typ 832  | 2 A  | 10  | 30.347 | 94.-    |
| DTC: * P-1549/06 (45.-)<br>58.1 / 5x98 / Schraube M12x1.25                             | 2 A  | 22  | 30.348 | 143.-   |
| Delta alle Modelle Typ 844 (08-)   | 2 A  | 30  | 30.349 | 152.-   |
| DTC: P-2477/08 (45.-)<br>58.1/4x98/Schraube M12x1.25                                   | 1 A  | 40  | 40.011 | 240.-   |
| Kappa  | 1 A  | 45  | 40.396 | 245.-   |
| 58.1/5x108/Schraube M12x1.25   | 1 A  | 50  | 40.219 | 245.-   |

| Vehicle Type/Model (Year)  | Type | mm*    | No.    | 2 / CHF |
|--|------|--------|--------|---------|
| <b>LAND ROVER</b>  |      |        |        |         |
| Freelander   | 1 S  | 60     | 10.197 | 276.-   |
| Range Rover Typ LM (02-)<br>S03178: CODE # 4<br>5x120                              | 1 A  | 40     | S02178 | 255.-   |
| Range Rover Sport Typ LS (05-)<br>S03178: CODE # 4 DTC: P-2453/08 (45.-)<br>5x120  | 1 S  | 50     | 10.290 | 276.-   |
| <b>LEXUS</b>   |      |        |        |         |
| Lexus<br>60.1/5x114/Mutter M12x1.5   | 2 A  | 30     | 30.146 | 181.-   |
| <b>LOTUS</b>   |      |        |        |         |
| Elise  | 2 A  | 30     | 30.007 | 134.-   |
| 56.6/4x100/Schraube M12x1.5  | 1 A  | 40     | 40.015 | 240.-   |
| <b>MASERATI</b>  |      |        |        |         |
| 3000GT, 3200GT, 4200GT, Cpe GT<br>Spyder GT, Grand Sport                           | 2 A  | 30     | 40.027 | 196.-   |
| CODE # 3<br>67.1/5x100/Schraube M14x1.5  | 1 A  | 44     | 40.176 | 308.-   |
| <b>MAZDA</b>   |      |        |        |         |
| 121 Typ DB, Demio, MX-3  | 1 A  | 50     | 40.177 | 325.-   |
| 323 4-Zyl. Typ BG/BA<br>63.4/4x109/Mutter M12x1.5                                  | 1 A  | 60     | 40.178 | 335.-   |
| 121 Typ JASM/JBSM  | 1 A  | 70     | 40.179 | 345.-   |
| DTC: P-441/00 (45.-)<br>63.4/4x109/Mutter M12x1.5                                  | 2 A  | 30     | 30.061 | 181.-   |
| 323 6-Zyl. Typ BA<br>67.1/5x114/Mutter M12x1.5                                     | 2 A  | 40     | 30.062 | 183.-   |
| 323 Typ BJ   | 1 A  | 50     | 40.063 | 245.-   |
| DTC: P-564/01 (45.-)<br>54.1/4x100/Mutter M12x1.5                                  | 2 A  | 10     | 30.194 | 74.-    |
| 2 Typ DY (03-06)   | 2 A  | 20     | 30.294 | 161.-   |
| DTC: P-806/02 (45.-)<br>63.4/4x109/Mutter M12x1.5                                  | 2 A  | 30     | 30.042 | 171.-   |
| 2 Typ DE (07-)<br>DTC: P-2498/08 (45.-)<br>54.1/4x100/Mutter M12x1.5               | 2 A  | 40     | 30.043 | 181.-   |
| 3, 5, 6<br>67.1/5x114/Mutter M12x1.5   | 1 A  | 48     | 40.028 | 240.-   |
| MX-5 Typ NA (ABS)<br>DTC: P-565/01 (45.-)<br>54.1/4x100/Mutter M12x1.5             | 1 A  | 60     | 40.029 | 253.-   |
| MX-5 Typ NA (no ABS)<br>DTC: P-565/01 (45.-)<br>54.1/4x100/Mutter M12x1.5          | 2 A  | 30     | 30.121 | 181.-   |
| MX-5 Typ NB<br>54.1/4x100/Mutter M12x1.5   | 2 A  | 40     | 30.061 | 181.-   |
| MX-5 Typ NC (06-)<br>DTC: P-2380/08 (45.-)<br>67.1/5x114/Mutter M12x1.5            | 2 A  | 40     | 30.062 | 183.-   |
| 626 Typ GE/GEA<br>MX-6, Xedos 6+9, MPV<br>67.1/5x114/Mutter M12x1.5                | 1 A  | 50     | 40.063 | 245.-   |
| 626 Typ CC/GD/GV, 929 Typ HC<br>RX-7 Typ FC<br>59/5x114/Mutter M12x1.5             | 2 A  | 30     | 30.208 | 165.-   |
| RX-8 Typ SE<br>40.123: CODE # 5 DTC: P-1124/04 (45.-)<br>67.1/5x114/Mutter M12x1.5 | 2 A  | 40     | 30.209 | 175.-   |
| Tribute, CX-7<br>67.1/5x114/Mutter M12x1.5   | 1 A  | 50     | 40.063 | 245.-   |
| B2500<br>6x139   | 2 A  | 30     | 30.121 | 181.-   |
| <b>MERCEDES</b>  |      |        |        |         |
| W168 A-Class   | 2 A  | 30     | 30.121 | 181.-   |
| 2 A  | 10   | 30.175 | 70.-   |         |
| 2 A  | 20   | 30.086 | 121.-  |         |
| 2 A  | 30   | 30.033 | 134.-  |         |
| 2 A  | 40   | 30.297 | 143.-  |         |
| 1 A  | 40   | 40.255 | 245.-  |         |
| 58.1/5x99/Schraube M14x1.5   | 2 A  | 10     | 10.197 | 276.-   |
| 1 A  | 40   | 40.148 | 270.-  |         |
| 2 A  | 30   | 30.007 | 134.-  |         |
| 1 A  | 40   | 40.015 | 240.-  |         |
| 1 A  | 50   | 40.030 | 245.-  |         |
| 2 A  | 30   | 40.027 | 196.-  |         |
| 1 A  | 44   | 40.176 | 308.-  |         |
| 1 A  | 50   | 40.177 | 325.-  |         |
| 1 A  | 60   | 40.178 | 335.-  |         |
| 1 A  | 70   | 40.179 | 345.-  |         |
| 2 A  | 30   | 30.061 | 181.-  |         |
| 2 A  | 40   | 30.062 | 183.-  |         |
| 1 A  | 50   | 40.063 | 245.-  |         |
| 2 A  | 10   | 30.194 | 74.-   |         |
| 2 A  | 20   | 30.294 | 161.-  |         |
| 2 A  | 30   | 30.042 | 171.-  |         |
| 2 A  | 40   | 30.043 | 181.-  |         |
| 1 A  | 48   | 40.028 | 240.-  |         |
| 1 A  | 60   | 40.029 | 253.-  |         |
| 2 A  | 30   | 30.121 | 181.-  |         |
| 1 A  | 50   | 40.123 | 270.-  |         |
| 2 A  | 30   | 30.061 | 181.-  |         |
| 2 A  | 40   | 30.062 | 183.-  |         |
| 2 A  | 40   | 30.063 | 245.-  |         |
| 1 A  | 50   | 40.028 | 240.-  |         |
| 1 A  | 60   | 40.029 | 253.-  |         |
| 2 A  | 30   | 30.061 | 181.-  |         |
| 2 A  | 40   | 30.062 | 183.-  |         |
| 1 A  | 50   | 40.063 | 245.-  |         |
| 2 A  | 30   | 30.121 | 181.-  |         |
| 1 A  | 50   | 40.123 | 270.-  |         |
| 2 A  | 30   | 30.208 | 165.-  |         |
| 2 A  | 40   | 30.209 | 175.-  |         |
| 1 A  | 50   | 40.063 | 245.-  |         |
| 2 A  | 30   | 30.121 | 181.-  |         |
| 1 A  | 50   | 40.123 | 270.-  |         |
| 2 A  | 30   | 30.121 | 181.-  |         |
| 1 A  | 50   | 40.120 | 270.-  |         |
| 1 S  | 50   | 10.120 | 270.-  |         |
| 2 A  | 30   | 30.121 | 181.-  |         |
| 1 A  | 50   | 40.123 | 270.-  |         |
| 2 A  | 30   | 30.121 | 181.-  |         |
| 1 A  | 50   | 40.123 | 270.-  |         |
| 1 S  | 50   | 10.071 | 276.-  |         |
| 1 S  | 60   | 10.047 | 281.-  |         |
| <b>W210 E-Class</b>  |      |        |        |         |

| Vehicle Type/Model (Year)                           | Type | mm*    | No.    | 2 / CHF |
|---|------|--------|--------|---------|
| <b>W201 190-190E incl. 16V</b>                      |      |        |        |         |
| 66.5/5x112/Schraube M14x1.5                         | 2 A  | 20     | 30.088 | 126.-   |
| W169 A-Class  | 2 A  | 25     | 30.400 | 141.-   |
| W245 B-Class  | 2 A  | 30     | 30.021 | 147.-   |
| DTC: P-316/00 (45.-)<br>66.5/5x112/Schraube M12x1.5 | 2 A  | 35     | 30.401 | 153.-   |
| 1 A   | 44   | 40.008 | 240.-  |         |
| 1 A   | 50   | 40.304 | 240.-  |         |
| 1 A   | 60   | 40.087 | 245.-  |         |
| 2 A   | 10   | 30.192 | 78.-   |         |
| 2 A   | 20   | 30.088 | 126.-  |         |
| 2 A   | 25   | 30.400 | 141.-  |         |
| 2 A   | 30   | 30.021 | 147.-  |         |
| 2 A   | 35   | 30.401 | 153.-  |         |
| 1 A   | 44   | 40.201 | 240.-  |         |
| 1 A   | 50   | 40.231 | 270.-  |         |
| 1 A   | 60   | 40.232 | 270.-  |         |
| 2 A   | 10   | 30.192 | 78.-   |         |
| 2 A   | 20   | 30.088 | 126.-  |         |
| 2 A   | 25   | 30.400 | 141.-  |         |
| 2 A   | 30   | 30.021 | 147.-  |         |
| 2 A   | 35   | 30.401 | 153.-  |         |
| 1 A   | 44   | 40.008 | 240.-  |         |
| 1 A   | 50   | 40.304 | 240.-  |         |
| 1 A   | 60   | 40.087 | 245.-  |         |
| 2 A   | 10   | 30.192 | 78.-   |         |
| 2 A   | 20   | 30.088 | 126.-  |         |
| 2 A   | 25   | 30.400 | 141.-  |         |
| 2 A   | 30   | 30.021 | 147.-  |         |
| 2 A   | 35   | 30.401 | 153.-  |         |
| 1 A   | 44   | 40.008 | 240.-  |         |
| 1 A   | 50   | 40.304 | 240.-  |         |
| 1 A   | 60   | 40.087 | 245.-  |         |
| 2 A   | 10   | 30.192 | 78.-   |         |
| 2 A   | 20   | 30.088 | 126.-  |         |
| 2 A   | 25   | 30.400 | 141.-  |         |
| 2 A   | 30   | 30.021 | 147.-  |         |
| 2 A   | 35   | 30.401 | 153.-  |         |
| 1 A   | 44   | 40.008 | 240.-  |         |
| 1 A   | 50   | 40.304 | 240.-  |         |
| 1 A   | 60   | 40.087 | 245.-  |         |
| 2 A   | 10   | 30.192 | 78.-   |         |
| 2 A   | 20   | 30.088 | 126.-  |         |
| 2 A   | 25   | 30.400 | 141.-  |         |
| 2 A   | 30   | 30.021 | 147.-  |         |
| 2 A   | 35   | 30.401 | 153.-  |         |
| 1 A   | 44   | 40.008 | 240.-  |         |
| 1 A   | 50   | 40.304 | 240.-  |         |
| 1 A   | 60   | 40.087 | 245.-  |         |
| 2 A   | 10   | 30.192 | 78.-   |         |
| 2 A   | 20   | 30.088 | 126.-  |         |
| 2 A   | 25   | 30.400 | 141.-  |         |
| 2 A   | 30   | 30.021 | 147.-  |         |
| 2 A   | 35   | 30.401 | 153.-  |         |
| 1 A   | 44   | 40.008 | 240.-  |         |
| 1 A   | 50   | 40.304 | 240.-  |         |
| 1 A   | 60   | 40.087 | 245.-  |         |
| 2 A   | 10   | 30.192 | 78.-   |         |
| 2 A   | 20   | 30.088 | 126.-  |         |
| 2 A   | 25   | 30.400 | 141.-  |         |
| 2 A   | 30   | 30.021 | 147.-  |         |
| 2 A   | 35   | 30.401 | 153.-  |         |
| 1 A   | 44   | 40.008 | 240.-  |         |
| 1 A   | 50   | 40.304 | 240.-  |         |
| 1 A   | 60   | 40.087 | 245.-  |         |
| 2 A   | 10   | 30.192 | 78.-   |         |
| 2 A   | 20   | 30.088 | 126.-  |         |
| 2 A   | 25   | 30.400 | 141.-  |         |
| 2 A   | 30   | 30.021 | 147.-  |         |
| 2 A   | 35   | 30.401 | 153.-  |         |
| 1 A   | 44   | 40.008 | 240.-  |         |
| 1 A   | 50   | 40.304 | 240.-  |         |
| 1 A   | 60   | 40.087 | 245.-  |         |
| 2 A   | 10   | 30.192 | 78.-   |         |
| 2 A   | 20   | 30.088 | 126.-  |         |
| 2 A   | 25   | 30.400 | 141.-  |         |
| 2 A   | 30   | 30.021 | 147.-  |         |
| 2 A   | 35   | 30.401 | 153.-  |         |
| 1 A   | 44   | 40.008 | 240.-  |         |
| 1 A   | 50   | 40.304 | 240.-  |         |
| 1 A   | 60   | 40.087 | 245.-  |         |
| 2 A   | 10   | 30.192 | 78.-   |         |
| 2 A   | 20   | 30.088 | 126.-  |         |
| 2 A   | 25   | 30.400 | 141.-  |         |
| 2 A   | 30   | 30.021 | 147.-  |         |
| 2 A   | 35   | 30.401 | 153.-  |         |
| 1 A   | 44   | 40.008 | 240.-  |         |
| 1 A   | 50   | 40.304 | 240.-  |         |
| 1 A   | 60   | 40.087 | 245.-  |         |
| 2 A   | 10   | 30.192 | 78.-   |         |
| 2 A   | 20   | 30.088 | 126.-  |         |
| 2 A   | 25   | 30.400 | 141.-  |         |
| 2 A   | 30   | 30.021 | 147.-  |         |
| 2 A   | 35   | 30.401 | 153.-  |         |
| 1 A   | 44   | 40.008 | 240.-  |         |
| 1 A   | 50   | 40.304 | 240.-  |         |
| 1 A   | 60   | 40.087 | 245.-  |         |
| 2 A   | 10   | 30.192 | 78.-   |         |
| 2 A   | 20   | 30.088 | 126.-  |         |
| 2 A   | 25   | 30.400 | 141.-  |         |
| 2 A   | 30   | 30.021 | 147.-  |         |
| 2 A   | 35   | 30.401 | 153.-  |         |
| 1 A   | 44   | 40.008 | 240.-  |         |
| 1 A   | 50   | 40.304 | 240.-  |         |
| 1 A   | 60   | 40.08  |        |         |



| Vehicle Type/Model (Year)   | Type   | mm*    | No.   | 2 / CHF |
|---|--------|--------|-------|---------|
| <br><b>System 1 Gewinde</b><br>Alu (oder Stahl) mit eingepressten Stahl-Gewindebüchsen<br><b>système 1 filets</b><br>Système 1 alu (ou acier) avec douilles filetées et emmanchées en acier | 2 A 25 | 30.400 | 141.- |         |
|   | 2 A 30 | 30.021 | 147.- |         |
|   | 2 A 35 | 30.401 | 153.- |         |
|   | 1 A 44 | 40.008 | 240.- |         |
|   | 1 A 50 | 40.304 | 240.- |         |
|   | 1 A 60 | 40.087 | 245.- |         |
|   | 2 A 10 | 30.192 | 78.-  |         |
|   | 2 A 20 | 30.314 | 147.- |         |
|   | 2 A 20 | 30.088 | 126.- |         |
|   | 2 A 25 | 30.400 | 141.- |         |
| 2 A 30  | 30.315 | 168.-  |       |         |
| 2 A 30  | 30.021 | 147.-  |       |         |
| 2 A 35  | 30.401 | 153.-  |       |         |
| 1 A 44  | 40.201 | 240.-  |       |         |
| 1 A 50  | 40.231 | 270.-  |       |         |
| 1 A 60  | 40.232 | 270.-  |       |         |
| 2 A 10  | 30.192 | 78.-   |       |         |
| DZ A 10   | 30.533 | 148.-  |       |         |
| DZ A 16   | 30.534 | 168.-  |       |         |
| DZ A 20   | 30.314 | 147.-  |       |         |
| 2 A 20  | 30.088 | 126.-  |       |         |
| 2 A 25  | 30.400 | 141.-  |       |         |
| 2 A 30  | 30.315 | 168.-  |       |         |
| 2 A 30  | 30.021 | 147.-  |       |         |
| 2 A 35  | 30.401 | 153.-  |       |         |
| 1 A 44  | 40.201 | 240.-  |       |         |
| 1 A 50  | 40.231 | 270.-  |       |         |
| 1 A 60  | 40.232 | 270.-  |       |         |
| 2 A 10  | 30.192 | 78.-   |       |         |
| 2 A 20  | 30.088 | 126.-  |       |         |
| 2 A 25  | 30.400 | 141.-  |       |         |
| 2 A 30  | 30.021 | 147.-  |       |         |
| 2 A 35  | 30.401 | 153.-  |       |         |
| 1 A 44  | 40.201 | 240.-  |       |         |
| 1 A 50  | 40.231 | 270.-  |       |         |
| 1 A 60  | 40.232 | 270.-  |       |         |
| 2 A 10  | 30.192 | 78.-   |       |         |
| 2 A 20  | 30.088 | 126.-  |       |         |
| 2 A 25  | 30.400 | 141.-  |       |         |
| 2 A 30  | 30.021 | 147.-  |       |         |
| 2 A 35  | 30.401 | 153.-  |       |         |
| 1 A 44  | 40.201 | 240.-  |       |         |
| 1 A 50  | 40.231 | 270.-  |       |         |
| 1 A 60  | 40.232 | 270.-  |       |         |
| 2 A 10  | 30.192 | 78.-   |       |         |
| 2 A 20  | 30.088 | 126.-  |       |         |
| 2 A 25  | 30.400 | 141.-  |       |         |
| 2 A 30  | 30.021 | 147.-  |       |         |
| 2 A 35  | 30.401 | 153.-  |       |         |
| 1 A 44  | 40.201 | 240.-  |       |         |
| 1 A 50  | 40.231 | 270.-  |       |         |
| 1 A 60  | 40.232 | 270.-  |       |         |
| 2 A 10  | 30.192 | 78.-   |       |         |
| 2 A 20  | 30.088 | 126.-  |       |         |
| 2 A 25  | 30.400 | 141.-  |       |         |
| 2 A 30  | 30.021 | 147.-  |       |         |
| 2 A 35  | 30.401 | 153.-  |       |         |
| 1 A 44  | 40.201 | 240.-  |       |         |
| 1 A 50  | 40.231 | 270.-  |       |         |
| 1 A 60  | 40.232 | 270.-  |       |         |
| 2 A 10  | 30.192 | 78.-   |       |         |
| 2 A 20  | 30.088 | 126.-  |       |         |
| 2 A 25  | 30.400 | 141.-  |       |         |
| 2 A 30  | 30.021 | 147.-  |       |         |
| 2 A 35  | 30.401 | 153.-  |       |         |
| 1 A 44  | 40.201 | 240.-  |       |         |
| 1 A 50  | 40.231 | 270.-  |       |         |
| 1 A 60  | 40.232 | 270.-  |       |         |
| 2 A 10  | 30.192 | 78.-   |       |         |
| 2 A 20  | 30.088 | 126.-  |       |         |
| 2 A 25  | 30.400 | 141.-  |       |         |
| 2 A 30  | 30.021 | 147.-  |       |         |
| 2 A 35  | 30.401 | 153.-  |       |         |
| 1 A 44  | 40.201 | 240.-  |       |         |
| 1 A 50  | 40.231 | 270.-  |       |         |
| 1 A 60  | 40.232 | 270.-  |       |         |
| 2 A 10  | 30.192 | 78.-   |       |         |
| 2 A 20  | 30.088 | 126.-  |       |         |
| 2 A 25  | 30.400 | 141.-  |       |         |
| 2 A 30  | 30.021 | 147.-  |       |         |
| 2 A 35  | 30.401 | 153.-  |       |         |
| 1 A 44  | 40.201 | 240.-  |       |         |
| 1 A 50  | 40.231 | 270.-  |       |         |
| 1 A 60  | 40.232 | 270.-  |       |         |
| 2 A 10  | 30.192 | 78.-   |       |         |
| 2 A 20  | 30.088 | 126.-  |       |         |
| 2 A 25  | 30.400 | 141.-  |       |         |
| 2 A 30  | 30.021 | 147.-  |       |         |
| 2 A 35  | 30.401 | 153.-  |       |         |
| 1 A 44  | 40.201 | 240.-  |       |         |
| 1 A 50  | 40.231 | 270.-  |       |         |
| 1 A 60  | 40.232 | 270.-  |       |         |
| 2 A 10  | 30.192 | 78.-   |       |         |
| 2 A 20  | 30.088 | 126.-  |       |         |
| 2 A 25  | 30.400 | 141.-  |       |         |
| 2 A 30  | 30.021 | 147.-  |       |         |
| 2 A 35  | 30.401 | 153.-  |       |         |
| 1 A 44  | 40.201 | 240.-  |       |         |
| 1 A 50  | 40.231 | 270.-  |       |         |
| 1 A 60  | 40.232 | 270.-  |       |         |
| 2 A 10  | 30.192 | 78.-   |       |         |
| 2 A 20  | 30.088 | 126.-  |       |         |
| 2 A 25  | 30.400 | 141.-  |       |         |
| 2 A 30  | 30.021 | 147.-  |       |         |
| 2 A 35  | 30.401 | 153.-  |       |         |
| 1 A 44  | 40.201 | 240.-  |       |         |
| 1 A 50  | 40.231 | 270.-  |       |         |
| 1 A 60  | 40.232 | 270.-  |       |         |
| 2 A 10  | 30.192 | 78.-   |       |         |
| 2 A 20  | 30.088 | 126.-  |       |         |
| 2 A 25  | 30.400 | 141.-  |       |         |
| 2 A 30  | 30.021 | 147.-  |       |         |
| 2 A 35  | 30.401 | 153.-  |       |         |
| 1 A 44  | 40.201 | 240.-  |       |         |
| 1 A 50  | 40.231 | 270.-  |       |         |
| 1 A 60  | 40.232 | 270.-  |       |         |
| 2 A 10  | 30.192 | 78.-   |       |         |
| 2 A 20  | 30.088 | 126.-  |       |         |
| 2 A 25  | 30.400 | 141.-  |       |         |
| 2 A 30  | 30.021 | 147.-  |       |         |
| 2 A 35  | 30.401 | 153.-  |       |         |
| 1 A 44  | 40.201 | 240.-  |       |         |
| 1 A 50  | 40.231 | 270.-  |       |         |
| 1 A 60  | 40.232 | 270.-  |       |         |
| 2 A 10  | 30.192 | 78.-   |       |         |
| 2 A 20  | 30.088 | 126.-  |       |         |
| 2 A 25  | 30.400 | 141.-  |       |         |
| 2 A 30  | 30.021 | 147.-  |       |         |
| 2 A 35  | 30.401 | 153.-  |       |         |
| 1 A 44  | 40.201 | 240.-  |       |         |
| 1 A 50  | 40.231 | 270.-  |       |         |
| 1 A 60  | 40.232 | 270.-  |       |         |
| 2 A 10  | 30.192 | 78.-   |       |         |
| 2 A 20  | 30.088 | 126.-  |       |         |
| 2 A 25  | 30.400 | 141.-  |       |         |
| 2 A 30  | 30.021 | 147.-  |       |         |
| 2 A 35  | 30.401 | 153.-  |       |         |
| 1 A 44  | 40.201 | 240.-  |       |         |
| 1 A 50  | 40.231 | 270.-  |       |         |
| 1 A 60  | 40.232 | 270.-  |       |         |
| 2 A 10  | 30.192 | 78.-   |       |         |
| 2 A 20  | 30.088 | 126.-  |       |         |
| 2 A 25  | 30.400 | 141.-  |       |         |
| 2 A 30  | 30.021 | 147.-  |       |         |
| 2 A 35  | 30.401 | 153.-  |       |         |
| 1 A 44  | 40.201 | 240.-  |       |         |
| 1 A 50  | 40.231 | 270.-  |       |         |
| 1 A 60  | 40.232 | 270.-  |       |         |
| 2 A 10  | 30.192 | 78.-   |       |         |
| 2 A 20  | 30.088 | 126.-  |       |         |
| 2 A 25  | 30.400 | 141.-  |       |         |
| 2 A 30  | 30.021 | 147.-  |       |         |
| 2 A 35  | 30.401 | 153.-  |       |         |
| 1 A 44  | 40.201 | 240.-  |       |         |
| 1 A 50  | 40.231 | 270.-  |       |         |
| 1 A 60  | 40.232 | 270.-  |       |         |
| 2 A 10  | 30.192 | 78.-   |       |         |
| 2 A 20  | 30.088 | 126.-  |       |         |
| 2 A 25  | 30.400 | 141.-  |       |         |
| 2 A 30  | 30.021 | 147.-  |       |         |
| 2 A 35  | 30.401 | 153.-  |       |         |
| 1 A 44  | 40.201 | 240.-  |       |         |
| 1 A 50  | 40.231 | 270.-  |       |         |
| 1 A 60  | 40.232 | 270.-  |       |         |

Beachte Code Hinweise

voir indication de code

| Vehicle Type/Model (Year)   | Type   | mm*    | No.   | 2 / CHF |
|-----------------------------|--------|--------|-------|---------|
| 66.5/5x112/Schraube M14x1.5 | 1 A 60 | 40.232 | 270.- |         |
| W221 S-Class                | 2 A 10 | 30.192 | 78.-  |         |
|                             | 2 A 20 | 30.314 | 147.- |         |
|                             | 2 A 20 | 30.088 | 126.- |         |
|                             | 2 A 25 | 30.400 | 141.- |         |
|                             | 2 A 30 | 30.315 | 168.- |         |
|                             | 2 A 30 | 30.021 | 147.- |         |
|                             | 2 A 35 | 30.401 | 153.- |         |
|                             | 1 A 44 | 40.201 | 240.- |         |
| 30.314 / 30.315: CODE # 15  | 1 A 50 | 40.231 | 270.- |         |
| DTC: P-2801/09 (45.-)       | 1 A 60 | 40.232 | 270.- |         |
| 66.5/5x112/Schraube M14x1.5 | 2 A 10 | 30.192 | 78.-  |         |
| W215 CL-Class               | 2 A 20 | 30.088 | 126.- |         |
|                             | 2 A 20 | 30.314 | 147.- |         |
|                             | 2 A 25 | 30.400 | 141.- |         |
|                             | 2 A 30 | 30.315 | 168.- |         |
|                             | 2 A 30 | 30.021 | 147.- |         |
|                             | 2 A 35 | 30.401 | 153.- |         |
|                             | 1 A 44 | 40.201 | 240.- |         |
|                             | 1 A 50 | 40.231 | 270.- |         |
|                             | 1 A 60 | 40.232 | 270.- |         |
| DTC: P-317/00 (45.-)        | 2 A 10 | 30.192 | 78.-  |         |
| 66.5/5x112/Schraube M14x1.5 | 2 A 35 | 30.401 | 153.- |         |
| W216 CL-Class               | 2 A 10 | 30.192 | 78.-  |         |
|                             | 2 A 20 | 30.088 | 126.- |         |
|                             | 2 A 20 | 30.314 | 147.- |         |
|                             | 2 A 25 | 30.400 | 141.- |         |
|                             | 2 A 30 | 30.315 | 168.- |         |
|                             | 2 A 30 | 30.021 | 147.- |         |
|                             | 2 A 35 | 30.401 | 153.- |         |
| 30.314 / 30.315: CODE # 15  | 2 A 10 | 30.192 | 78.-  |         |
| 66.5/5x112/Schraube M14x1.5 | 2 A 20 | 30.088 | 126.- |         |
| R129 280-600SL              | 2 A 20 | 30.314 | 147.- |         |
|                             | 2 A 25 | 30.400 | 141.- |         |
|                             | 2 A 30 | 30.021 | 147.- |         |
|                             | 2 A 35 | 30.401 | 153.- |         |
|                             | 1 A 44 | 40.008 | 240.- |         |
|                             | 1 A 50 | 40.304 | 240.- |         |
|                             | 1 A 60 | 40.087 | 245.- |         |
| DTC: P-328/00 (45.-)        | 2 A 10 | 30.192 | 78.-  |         |
| 66.5/5x112/Schraube M12x1.5 | 2 A 20 | 30.314 | 147.- |         |
| R230 SL                     | 2 A 20 | 30.088 | 126.- |         |
|                             | 2 A 25 | 30.400 | 141.- |         |
|                             | 2 A 30 | 30.315 | 168.- |         |
|                             | 2 A 30 | 30.021 | 147.- |         |
|                             | 2 A 35 | 30.401 | 153.- |         |
|                             | 1 A 44 | 40.008 | 240.- |         |
|                             | 1 A 50 | 40.304 | 240.- |         |
|                             | 1 A 60 | 40.087 | 245.- |         |
| DTC: P-328/00 (45.-)        | 2 A 10 | 30.192 | 78.-  |         |
| 66.5/5x112/Schraube M12x1.5 | 2 A 20 | 30.314 | 147.- |         |
| R170 SLK                    | 2 A 20 | 30.088 | 126.- |         |
|                             | 2 A 25 | 30.400 | 141.- |         |
|                             | 2 A 30 | 30.021 | 147.- |         |
|                             | 2 A 35 | 30.401 | 153.- |         |
|                             | 1 A 44 | 40.008 | 240.- |         |
|                             | 1 A 50 | 40.304 | 240.- |         |
|                             | 1 A 60 | 40.087 | 245.- |         |
| DTC: P-321/00 (45.-)        | 2 A 10 | 30.192 | 78.-  |         |
| 66.5/5x112/Schraube M12x1.5 | 2 A 20 | 30.314 | 147.- |         |
| R171 SLK                    | 2 A 20 | 30.088 | 126.- |         |
|                             | 2 A 25 | 30.400 | 141.- |         |
|                             | 2 A 30 | 30.021 | 147.- |         |
|                             | 2 A 35 | 30.401 | 153.- |         |
|                             | 1 A 44 | 40.008 | 240.- |         |
|                             | 1 A 50 | 40.304 | 240.- |         |
|                             | 1 A 60 | 40.087 | 245.- |         |
| DTC: P-321/00 (45.-)        | 2 A 10 | 30.192 | 78.-  |         |
| 66.5/5x112/Schraube M12x1.5 | 2 A 20 | 30.314 | 147.- |         |
| W107 SL                     | 2 A 20 | 30.088 | 126.- |         |
|                             | 2 A 25 | 30.400 | 141.- |         |
|                             | 2 A 30 | 30.021 | 147.- |         |
|                             | 2 A 35 | 30.401 | 153.- |         |
|                             | 1 A 44 | 40.008 | 240.- |         |
|                             | 1 A 50 | 40.304 | 240.- |         |
|                             | 1 A 60 | 40.087 | 245.- |         |
| DTC: P-320/00 (45.-)        | 2 A 10 | 30.192 | 78.-  |         |
| 66.5/5x112/Schraube M12x1.5 | 2 A 20 | 30.088 | 126.- |         |
| 2 A 25                      | 30.400 | 141.-  |       |         |
| 2 A 30                      | 30.021 | 147.-  |       |         |
| 2 A 35                      | 30.401 | 153.-  |       |         |
| 1 A 44                      | 40.008 | 240.-  |       |         |
| 1 A                         |        |        |       |         |



| Vehicle Type/Model (Year)              | Type   | mm*    | No.  | 2 / CHF |
|--|--------|--------|------|---------|
| Pajero Typ L040, V20, L300 4WD         | 1 S 50 | 10.071 | 276- |         |
| Pajero Typ L200 CODE # 7               | 1 S 60 | 10.047 | 281- |         |
| 6x139Mutter M12x1.5                    |        |        |      |         |
| Pajero Typ V60 10.337; CODE # 14       | 1 S 50 | 10.337 | 276- |         |
| 67.1/6x139Mutter M12x1.5               | 1 S 60 | 10.338 | 281- |         |
| L200, 300                              | 1 S 50 | 10.071 | 276- |         |
| 6x139Mutter M12x1.5                    | 1 S 60 | 10.047 | 281- |         |
| <b>NISSAN</b>                          |        |        |      |         |
| Micra K10/11, Sunny N14                | 2 A 30 | 30.131 | 181- |         |
| 100NX, Almera                          | 1 A 50 | 40.133 | 245- |         |
| 59.1/4x100Mutter M12x1.25              |        |        |      |         |
| Micra K12                              | 2 A 10 | 30.099 | 70-  |         |
| Micra C+ C Typ K12                     | 2 A 32 | 30.023 | 134- |         |
|  | 1 A 40 | 40.183 | 240- |         |
|  | 1 A 50 | 40.036 | 245- |         |
| 60.1/4x100Schraube M12x1.5             | 1 A 60 | 40.305 | 245- |         |
| Primera, Serena, Bluebird, Almera      | 2 A 30 | 30.134 | 181- |         |
| 66.1/4x114Mutter M12x1.25              | 1 A 50 | 40.136 | 270- |         |
| Almera Tino, Maxima, 280/300ZX Typ Z31 | 2 A 30 | 30.137 | 181- |         |
| 66.1/5x114Mutter M12x1.25              | 1 A 50 | 40.139 | 270- |         |
| Tiida                                  | 2 A 30 | 30.137 | 181- |         |
| 66.1/5x114Mutter M12x1.25              | 1 A 50 | 40.139 | 270- |         |
| 200SX Typ S13                          | 2 A 30 | 30.134 | 181- |         |
| DTC: P-2647/09 (45.-)                  | 1 A 50 | 40.136 | 270- |         |
| 66.1/4x114Mutter M12x1.25              |        |        |      |         |
| 200SX Typ S14                          | 2 A 30 | 30.137 | 181- |         |
| DTC: P-1554/06 (45.-)                  | 1 A 50 | 40.139 | 270- |         |
| 66.1/5x114Mutter M12x1.25              |        |        |      |         |
| 300ZX Typ Z32                          | 2 A 30 | 30.137 | 181- |         |
| 40.450; CODE # 4                       | 1 A 40 | 40.450 | 270- |         |
| DTC: P-1327/05 (45.-)                  | 1 A 50 | 40.139 | 270- |         |
| 66.1/5x114Mutter M12x1.25              | 1 A 60 | 40.451 | 294- |         |
| 350Z Typ Z33                           | 2 A 30 | 30.137 | 181- |         |
| 40.450; CODE # 4                       | 1 A 40 | 40.450 | 270- |         |
| DTC: P-1085/03 (45.-)                  | 1 A 50 | 40.139 | 270- |         |
| 66.1/5x114Mutter M12x1.25              | 1 A 60 | 40.451 | 294- |         |
| 370Z Typ Z34                           | 2 A 30 | 30.137 | 181- |         |
| 40.450; CODE # 4                       | 1 A 40 | 40.450 | 270- |         |
| DTC: P-2698/09 (45.-)                  | 1 A 50 | 40.139 | 270- |         |
| 66.1/5x114Mutter M12x1.25              | 1 A 60 | 40.451 | 294- |         |
| GT-R Typ R35                           | 2 A 30 | 30.137 | 181- |         |
|  | 1 A 40 | 40.450 | 270- |         |
| DTC: P-2807/09 (45.-)                  | 1 A 50 | 40.139 | 270- |         |
| 66.1/5x114Mutter M12x1.25              | 1 A 60 | 40.451 | 294- |         |
| Qashqai Typ J10                        | 2 A 30 | 30.137 | 181- |         |
| 40.450; CODE # 4                       | 1 A 40 | 40.450 | 270- |         |
| DTC: P-2136/07 (45.-)                  | 1 A 50 | 40.139 | 270- |         |
| 66.1/5x114Mutter M12x1.25              | 1 A 60 | 40.451 | 294- |         |
| X-Trail, Murano                        | 2 A 30 | 30.137 | 181- |         |
| 66.1/5x114Mutter M12x1.25              | 1 A 50 | 40.139 | 270- |         |
| Patrol Typ Y60                         | 1 S 50 | 10.070 | 276- |         |
| 6x139                                  | 1 S 60 | 10.069 | 276- |         |
| Terrano, Pathfinder I (-05), Pick Up   | 1 S 50 | 10.070 | 276- |         |
| 6x139                                  | 1 S 60 | 10.069 | 276- |         |
| Navara, Pathfinder II (05-)            | 1 A 50 | 40.419 | 270- |         |
| 66.1/6x114Mutter M12x1.25              | 1 A 60 | 40.420 | 278- |         |
| <b>OPEL</b>                            |        |        |      |         |
| Agila Typ H-B (08-)                    | 2 A 10 | 30.514 | 74-  |         |
|  | 2 A 20 | 30.404 | 141- |         |
|  | 2 A 30 | 30.432 | 153- |         |
|  | 2 A 40 | 30.433 | 169- |         |
| DTC: a.A.                              | 1 A 40 | 40.515 | 240- |         |
| 54.1/4x100Schraube M12x1.5             | 1 A 50 | 40.434 | 240- |         |
| Corsa A *                              | 2 A 10 | 30.018 | 63-  |         |
| Corsa B, Tigra **                      | 2 A 20 | 30.082 | 121- |         |
|  | 2 A 30 | 30.007 | 134- |         |
|  | 2 A 36 | 30.083 | 143- |         |
|  | 1 A 40 | 40.013 | 245- |         |
| DTC: * P-332/00, ** P-314/00 (45.-)    | 1 A 50 | 40.030 | 245- |         |
| 56.6/4x100Schraube M12x1.5             | 1 A 60 | 40.388 | 245- |         |
| Corsa C *                              | 2 A 10 | 30.018 | 63-  |         |
| Agila (00-07), Meriva                  | 2 A 20 | 30.082 | 121- |         |
|  | 2 A 30 | 30.007 | 134- |         |
|  | 2 A 36 | 30.083 | 143- |         |
|  | 1 A 40 | 40.013 | 245- |         |
| DTC: * P-805/02 (45.-)                 | 1 A 50 | 40.030 | 245- |         |
| 56.6/4x100Schraube M12x1.5             | 1 A 60 | 40.388 | 245- |         |

| Vehicle Type/Model (Year)             | Type   | mm*    | No.  | 2 / CHF |
|---------------------------------------|--------|--------|------|---------|
| Corsa D                               | 2 A 10 | 30.018 | 63-  |         |
|                                       | 2 A 20 | 30.082 | 121- |         |
|                                       | 2 A 30 | 30.007 | 134- |         |
|                                       | 2 A 36 | 30.083 | 143- |         |
|                                       | 1 A 40 | 40.013 | 245- |         |
| 30.082; CODE # 11                     | 1 A 50 | 40.030 | 245- |         |
| DTC: P-2649/09 (45.-)                 | 1 A 60 | 40.388 | 245- |         |
| 56.6/4x100Schraube M12x1.5            |        |        |      |         |
| Corsa D inkl. OPC                     | 2 A 10 | 30.193 | 78-  |         |
|                                       | 2 A 16 | 30.322 | 160- |         |
|                                       | 2 A 32 | 30.024 | 147- |         |
|                                       | 1 A 40 | 40.025 | 240- |         |
|                                       | 1 A 50 | 40.171 | 240- |         |
|                                       | 1 A 60 | 40.380 | 245- |         |
|                                       | 1 A 50 | 40.012 | 240- |         |
| DTC: P-2649/09 (45.-)                 |        |        |      |         |
| 65.1/5x110Schraube M12x1.5            |        |        |      |         |
| Kadett C, Ascona/Manta B              | 2 A 10 | 30.018 | 63-  |         |
| 57.2/4x100Mutter M12x1.5              |        |        |      |         |
| Kadett E *                            | 2 A 10 | 30.018 | 63-  |         |
| Astra F **                            | 2 A 20 | 30.082 | 121- |         |
|                                       | 2 A 30 | 30.007 | 134- |         |
|                                       | 2 A 36 | 30.083 | 143- |         |
|                                       | 1 A 40 | 40.013 | 245- |         |
|                                       | 1 A 50 | 40.030 | 245- |         |
|                                       | 1 A 60 | 40.388 | 245- |         |
|                                       | 1 A 50 | 40.012 | 240- |         |
| DTC: * P-432/00, ** P-330/00 (45.-)   |        |        |      |         |
| 56.6/4x100Schraube M12x1.5            |        |        |      |         |
| Astra G (4x100)                       | 2 A 10 | 30.018 | 63-  |         |
|                                       | 2 A 20 | 30.082 | 121- |         |
|                                       | 2 A 30 | 30.007 | 134- |         |
|                                       | 2 A 36 | 30.083 | 143- |         |
|                                       | 1 A 40 | 40.013 | 245- |         |
|                                       | 1 A 50 | 40.030 | 245- |         |
|                                       | 1 A 60 | 40.388 | 245- |         |
|                                       | 1 A 50 | 40.012 | 240- |         |
| DTC: P-1387/05 (45.-)                 |        |        |      |         |
| 56.6/4x100Schraube M12x1.5            |        |        |      |         |
| Astra G (5x110) *                     | 2 A 10 | 30.193 | 78-  |         |
| Astra H **                            | 2 A 16 | 30.322 | 160- |         |
|                                       | 2 A 32 | 30.024 | 147- |         |
|                                       | 1 A 40 | 40.025 | 240- |         |
| 30.322; CODE # 13                     | 1 A 50 | 40.171 | 240- |         |
| DTC: * P-1385/05, ** P-1984/07 (45.-) | 1 A 60 | 40.380 | 245- |         |
| 65.1/5x110Schraube M12x1.5            | 2 A 10 | 30.560 | 160- |         |
| Astra C1740Typ P-J (09-)              | 2 A 24 | 30.561 | 178- |         |
|                                       | 2 A 30 | 30.562 | 214- |         |
|                                       | 2 A 36 | 30.563 | 223- |         |
|                                       | 2 A 40 | 30.564 | 232- |         |
|                                       | 1 A 40 | 40.565 | 249- |         |
|                                       | 1 A 50 | 40.566 | 257- |         |
|                                       | 1 A 60 | 40.567 | 267- |         |
| DTC: P-2821/09 (45.-)                 |        |        |      |         |
| 56.5/5x105Mutter M12x1.5              |        |        |      |         |
| Astra Typ P-J (09-)                   | 2 A 10 | 30.555 | 160- |         |
|                                       | 2 A 24 | 30.556 | 178- |         |
|                                       | 2 A 30 | 30.557 | 214- |         |
|                                       | 2 A 36 | 30.558 | 223- |         |
|                                       | 2 A 40 | 30.559 | 232- |         |
|                                       | 1 A 40 | 40.553 | 258- |         |
|                                       | 1 A 50 | 40.554 | 270- |         |
|                                       | 1 A 60 | 40.555 | 270- |         |
| Speedster                             | 2 A 10 | 30.193 | 78-  |         |
|                                       | 2 A 16 | 30.322 | 160- |         |
|                                       | 2 A 32 | 30.024 | 147- |         |
|                                       | 1 A 40 | 40.025 | 240- |         |
|                                       | 1 A 50 | 40.171 | 240- |         |
|                                       | 1 A 60 | 40.380 | 245- |         |
|                                       | 2 A 10 | 30.537 | 168- |         |
| GT Typ KR (07-)                       | 2 A 32 | 30.538 | 198- |         |
| 30.537 / 30.538 / 30.539; CODE # 4    | 2 A 40 | 30.539 | 216- |         |
| 40.540 / 40.541; CODE # 16            | 1 A 40 | 40.540 | 256- |         |
| DTC: a.A.                             | 1 A 50 | 40.541 | 258- |         |
| 65.1/5x110Mutter M12x1.5              | 2 A 10 | 30.018 | 74-  |         |
| Meriva                                | 2 A 20 | 30.082 | 121- |         |
| Vectra A incl. Allrad, excl. V6 *     | 2 A 30 | 30.007 | 134- |         |
| Calibra incl. Allrad, excl. V6 *      | 2 A 36 | 30.083 | 143- |         |
|                                       | 1 A 40 | 40.013 | 245- |         |
|                                       | 1 A 50 | 40.030 | 245- |         |
| DTC: * P-315/00 (45.-)                | 1 A 60 | 40.388 | 245- |         |
| 56.6/4x100Schraube M12x1.5            | 2 A 10 | 30.193 | 78-  |         |
| Meriva                                | 2 A 20 | 30.295 | 121- |         |
| Vectra Turbo, V6                      | 2 A 32 | 30.024 | 147- |         |
| Calibra Turbo, V6                     | 1 A 40 | 40.025 | 240- |         |
|                                       | 1 A 50 | 40.171 | 240- |         |
|                                       | 1 A 60 | 40.380 | 245- |         |
| 65.1/5x110Schraube M12x1.5            | 2 A 10 | 30.018 | 74-  |         |
| Vectra B (4 holes)                    | 2 A 20 | 30.082 | 121- |         |

| Vehicle Type/Model (Year)          | Type     | mm*    | No.  | 2 / CHF |
|------------------------------------|----------|--------|------|---------|
|                                    | 2 A 30   | 30.007 | 134- |         |
|                                    | 2 A 36   | 30.083 | 143- |         |
|                                    | 1 A 40   | 40.013 | 245- |         |
|                                    | 1 S 50   | 10.030 | 206- |         |
|                                    | 1 A 50   | 40.030 | 245- |         |
|                                    | 1 A 60   | 40.388 | 245- |         |
| DTC: P-333/00 (45.-)               | 2 A 10   | 30.193 | 78-  |         |
| 56.6/4x100Schraube M12x1.5         | 2 A 16   | 30.322 | 160- |         |
| Vectra B (5 holes)                 | 2 A 20   | 30.295 | 121- |         |
|                                    | 2 A 32   | 30.024 | 147- |         |
|                                    | 1 A 40   | 40.025 | 240- |         |
|                                    | 1 A 50   | 40.171 | 240- |         |
|                                    | 1 A 60   | 40.380 | 245- |         |
| DTC: P-353/00 (45.-)               | 2 A 10   | 30.193 | 78-  |         |
| 65.1/5x110Schraube M12x1.5         | 2 A 16   | 30.322 | 160- |         |
| Vectra C, Signum                   | 2 A 32   | 30.024 | 147- |         |
|                                    | 1 A 40   | 40.025 | 240- |         |
|                                    | 1 A 50   | 40.171 | 240- |         |
|                                    | 1 A 60   | 40.380 | 245- |         |
| 30.322; CODE # 13                  | 2 A 10   | 30.193 | 78-  |         |
| DTC: P-944/03 (45.-)               | 2 A 16   | 30.322 | 160- |         |
| 65.1/5x110Schraube M12x1.5         | 2 A 32   | 30.024 | 147- |         |
| Omega A, Senator                   | 1 A 50   | 40.171 | 240- |         |
|                                    | 2 A 10   | 30.193 | 78-  |         |
|                                    | 2 A 16   | 30.322 | 160- |         |
|                                    | 2 A 32   | 30.024 | 147- |         |
|                                    | 1 A 40   | 40.025 | 240- |         |
|                                    | 1 A 50   | 40.171 | 240- |         |
|                                    | 1 A 60   | 40.380 | 245- |         |
| 65.1/5x110Schraube M12x1.5         | 2 A 10   | 30.193 | 78-  |         |
| Omega B (-10.99)                   | 2 A 16   | 30.322 | 160- |         |
| DTC: P-351/00 (45.-)               | 2 A 32   | 30.024 | 147- |         |
| 65.1/5x110Schraube M12x1.5         | 1 A 40   | 40.025 | 240- |         |
| Omega B (11.99-)                   | 2 A 10   | 30.193 | 78-  |         |
| DTC: P-351/00 (45.-)               | 2 A 16   | 30.322 | 160- |         |
| 65.1/5x110Schraube M12x1.5         | 2 A 32   | 30.024 | 147- |         |
| 65.1/5x110Schraube M12x1.5         | 1 A 40   | 40.025 | 240- |         |
| 65.1/5x110Schraube M12x1.5         | 2 A 10   | 30.542 | 92-  |         |
| Insignia Typ OG-A (08-)            | 2 A 20   | 30.543 | 148- |         |
| 30.542 / 30.543; CODE # 17         | 1 A 40   | 40.545 | 245- |         |
| 40.545 / 40.546 / 40.547; CODE # 4 | 1 A 50   | 40.546 | 256- |         |
| DTC: P-2815/09 (45.-)              | 1 A 60   | 40.547 | 268- |         |
| 67.5x20Mutter M14x1.5              | 2 A 10   | 30.193 | 78-  |         |
| Zafira A/B                         | 2 A 16   | 30.322 | 160- |         |
|                                    | 2 A 32   | 30.024 | 147- |         |
|                                    | 1 A 40</ |        |      |         |



| Vehicle Type/Model (Year)                              | Type   | mm*      | No.  | 2 / CHF |
|--|--------|----------|------|---------|
| DTC: P-472/00 (45-)<br>65.1/4x108/Schraube M12x1.25    | 2 A 30 | 30.084   | 147- |         |
|  | 1 A 40 | 40.054   | 240- |         |
|  | 1 A 50 | 40.392   | 240- |         |
| 307  | 2 A 10 | 30.193   | 78-  |         |
|  | 2 A 20 | 30.295   | 121- |         |
|  | 2 A 30 | 30.084   | 147- |         |
| DTC: P-1454/05 (45-)<br>65.1/4x108/Schraube M12x1.25   | 1 A 40 | 40.054   | 240- |         |
|  | 1 A 50 | 40.392   | 240- |         |
|  | 2 A 10 | 30.193   | 78-  |         |
| 308  | 2 A 20 | 30.295   | 121- |         |
|  | 2 A 30 | 30.084   | 147- |         |
|  | 2 A 40 | 40.054   | 240- |         |
| DTC: P-2387/08 (45-)<br>65.1/4x108/Schraube M12x1.25   | 1 A 50 | 40.392   | 240- |         |
|  | 2 A 10 | 30.193   | 78-  |         |
|  | 2 A 20 | 30.295   | 121- |         |
| 3008 Typ O/U (09-)                                     | 2 A 30 | 30.084   | 147- |         |
|  | 2 A 40 | 40.054   | 240- |         |
|  | 1 A 50 | 40.392   | 240- |         |
| DTC: P-3233/10 (45-)<br>65.1/4x108/Schraube M12x1.25   | 2 A 10 | 30.193   | 78-  |         |
|  | 2 A 20 | 30.295   | 121- |         |
|  | 2 A 30 | 30.084   | 147- |         |
| RCZ Typ 4J (10-)                                       | 1 A 40 | 40.054   | 240- |         |
|  | 1 A 50 | 40.392   | 240- |         |
|  | 2 A 10 | 30.193   | 78-  |         |
| DTC: P-3180/10 (45-)<br>65.1/5x108/Schraube M12x1.25   | 2 A 20 | 30.295   | 121- |         |
|  | 2 A 30 | 30.084   | 147- |         |
|  | 1 A 40 | 40.085   | 240- |         |
| 405, 406 *   | 2 A 10 | 30.193   | 78-  |         |
|  | 2 A 20 | 30.295   | 121- |         |
|  | 2 A 30 | 30.084   | 147- |         |
| DTC: * P-1452/05 (45-)<br>65.1/4x108/Schraube M12x1.25 | 1 A 40 | 40.054   | 240- |         |
|  | 1 A 50 | 40.392   | 240- |         |
|  | 2 A 10 | 30.193   | 78-  |         |
| 407  | 2 A 20 | 30.295   | 121- |         |
|  | 2 A 30 | 30.084   | 147- |         |
|  | 1 A 40 | 40.085   | 240- |         |
| DTC: P-1537/05 (45-)<br>65.1/5x108/Schraube M12x1.25   | 2 A 30 | 30.084   | 147- |         |
|  | 1 A 40 | 40.085   | 240- |         |
|  | 2 A 40 | 40.332   | 240- |         |
| 4007 (07-)   | 1 A 50 | 40.123   | 270- |         |
|  | 2 A 10 | 30.193   | 78-  |         |
|  | 2 A 20 | 30.295   | 121- |         |
| DTC: P-2385/08 (45-)<br>67.1/5x114/Mutter M12x1.5      | 2 A 30 | 30.084   | 147- |         |
|  | 2 A 40 | 40.085   | 240- |         |
|  | 2 A 50 | 40.123   | 270- |         |
| 5008 (09-)   | 1 A 46 | 40.207   | 369- |         |
|  | 2 A 10 | 30.193   | 78-  |         |
|  | 2 A 20 | 30.295   | 121- |         |
| DTC: a.A.<br>65.1/4x108/Schraube M12x1.25              | 2 A 30 | 30.084   | 147- |         |
|  | 1 A 40 | 40.054   | 240- |         |
|  | 1 A 50 | 40.392   | 240- |         |
| 605  | 2 A 10 | 30.193   | 78-  |         |
|  | 2 A 20 | 30.295   | 121- |         |
|  | 2 A 30 | 30.084   | 147- |         |
| 65.1/4x108/Schraube M12x1.25                           | 1 A 40 | 40.054   | 240- |         |
|  | 1 A 50 | 40.392   | 240- |         |
|  | 2 A 10 | 30.193   | 78-  |         |
| 605, 607   | 2 A 20 | 30.295   | 121- |         |
|  | 2 A 30 | 30.084   | 147- |         |
|  | 1 A 40 | 40.085   | 240- |         |
| 65.1/5x108/Schraube M12x1.25                           | 2 A 20 | 30.295   | 121- |         |
|  | 2 A 30 | 30.084   | 147- |         |
|  | 1 A 40 | 40.085   | 240- |         |
| 806, 807   | 2 A 10 | 30.175   | 70-  |         |
|  | 2 A 20 | 30.086   | 121- |         |
|  | 2 A 30 | 30.033   | 134- |         |
| 58.1/5x98/Schraube M14x1.5                             | 2 A 40 | 30.297   | 121- |         |
|  | 1 S 40 | 40.225   | 245- |         |
|  |        |          |      |         |
| <b>PONTIAC</b>   |        |          |      |         |
| Fiero  | 2 S 30 | 10.166   | 167- |         |
| <b>PORSCHE</b>   |        |          |      |         |
| Boxster Typ 986  | 2 A 10 | 30.205/1 | 133- |         |
|  | 2 A 20 | 30.205   | 160- |         |
|  | 2 A 30 | 30.206   | 169- |         |
| CODE # 2   | 2 A 40 | 30.345   | 184- |         |
|  | 1 A 46 | 40.207   | 369- |         |
|  | 2 A 50 | 30.346   | 193- |         |
| 40.207: CODE # 6                                       | 1 A 60 | 40.456   | 369- |         |
|  | 1 A 70 | 40.457   | 372- |         |
|  | 2 A 10 | 30.205/1 | 133- |         |
| Boxster Typ 987  | 2 A 20 | 30.205   | 160- |         |
|  | 2 A 30 | 30.206   | 169- |         |
|  | 2 A 40 | 30.345   | 184- |         |
| Cayman S   | 1 A 46 | 40.207   | 369- |         |
|  | 2 A 50 | 30.346   | 193- |         |
|  | 1 A 60 | 40.456   | 369- |         |
| CODE # 2   | 1 A 70 | 40.457   | 372- |         |
|  | 2 A 10 | 30.205/1 | 133- |         |
|  | 2 A 20 | 30.206   | 169- |         |
| 40.207: CODE # 6                                       | 2 A 30 | 30.345   | 184- |         |
|  | 2 A 40 | 30.346   | 193- |         |
|  | 1 A 46 | 40.207   | 369- |         |
| DTC: P-1547/06 (45-)<br>71.5/5x130/Schraube M14x1.5    | 2 A 50 | 30.346   | 193- |         |
|  | 1 A 60 | 40.456   | 369- |         |
|  | 1 A 70 | 40.457   | 372- |         |
| 928, 944, 968  | 1 A 30 | 40.032   | 305- |         |
|  | 1 A 40 | 40.060   | 369- |         |
|  | 1 A 44 | 40.114   | 378- |         |
| 911 Typ 964  | 1 A 60 | 40.115   | 399- |         |
|  | 1 A 70 | 40.115   | 399- |         |
|  | 1 S 70 | 10.019   | 391- |         |
| 71.5/5x130/Mutter M14x1.5                              |        |          |      |         |

Beachte Code Hinweise

voir indication de code

| Vehicle Type/Model (Year)                           | Type                   | mm*      | No.    | 2 / CHF |
|---|------------------------|----------|--------|---------|
| 911 Typ 993   | 1 A 30                 | 40.032   | 305-   |         |
|   | 1 A 40                 | 40.060   | 369-   |         |
|   | 1 A 44                 | 40.114   | 378-   |         |
| DTC: P-466/00 (45-)<br>71.5/5x130/Mutter M14x1.5    | 1 A 60                 | 40.115   | 399-   |         |
|   | 1 S 70                 | 10.019   | 391-   |         |
|   | 2 A 10                 | 30.205/1 | 133-   |         |
| Porsche 911 Typ 996                                 | 2 A 20                 | 30.205   | 160-   |         |
|   | 2 A 30                 | 30.206   | 169-   |         |
|   | 2 A 40                 | 30.345   | 184-   |         |
| CODE # 2  | 1 A 46                 | 40.207   | 369-   |         |
|   | 2 A 50                 | 30.346   | 193-   |         |
|   | 1 A 60                 | 40.456   | 369-   |         |
| 40.207: CODE # 6                                    | 1 A 70                 | 40.457   | 372-   |         |
|   | 2 A 10                 | 30.205/1 | 133-   |         |
|   | 2 A 20                 | 30.206   | 169-   |         |
| DTC: P-282/00 (45-)<br>71.5/5x130/Schraube M14x1.5  | 2 A 30                 | 30.345   | 184-   |         |
|   | 2 A 40                 | 30.346   | 193-   |         |
|   | 1 A 46                 | 40.207   | 369-   |         |
| Porsche 911 Typ 997                                 | 2 A 50                 | 30.346   | 193-   |         |
|   | 2 A 60                 | 40.456   | 369-   |         |
|   | 1 A 70                 | 40.457   | 372-   |         |
| CODE # 2  | 2 A 10                 | 30.205/1 | 133-   |         |
|   | 2 A 20                 | 30.206   | 169-   |         |
|   | 2 A 30                 | 30.206   | 169-   |         |
| 40.207: CODE # 6                                    | 2 A 40                 | 30.345   | 184-   |         |
|   | 2 A 50                 | 30.346   | 193-   |         |
|   | 1 A 46                 | 40.207   | 369-   |         |
| DTC: P-1873/06 (45-)<br>71.5/5x130/Schraube M14x1.5 | 2 A 60                 | 40.456   | 369-   |         |
|   | 1 A 70                 | 40.457   | 372-   |         |
|   | 2 A 10                 | 30.205/1 | 133-   |         |
| Panamera Typ 970                                    | 2 A 20                 | 30.206   | 169-   |         |
|   | 2 A 30                 | 30.206   | 169-   |         |
|   | 2 A 40                 | 30.345   | 184-   |         |
| CODE # 2  | 2 A 40                 | 30.345   | 184-   |         |
|   | 2 A 50                 | 30.346   | 193-   |         |
|   | 2 A 60                 | 40.456   | 369-   |         |
| 40.207: CODE # 6                                    | 2 A 70                 | 40.457   | 372-   |         |
|   | 2 A 10                 | 30.205/1 | 133-   |         |
|   | 2 A 20                 | 30.206   | 169-   |         |
| DTC: a.A.<br>71.5/5x130/Schraube M14x1.5            | 2 A 30                 | 30.206   | 169-   |         |
|   | 2 A 40                 | 30.345   | 184-   |         |
|   | 2 A 50                 | 30.346   | 193-   |         |
| Cayenne Typ 9PA (02-09)                             | 2 A 60                 | 40.456   | 369-   |         |
|   | 1 A 70                 | 40.457   | 372-   |         |
|   | 2 A 10                 | 30.205/1 | 133-   |         |
| CODE # 2  | 2 A 20                 | 30.205   | 160-   |         |
|   | 2 A 30                 | 30.206   | 169-   |         |
|   | 2 A 40                 | 30.345   | 184-   |         |
| 40.207: CODE # 6                                    | 2 A 50                 | 30.346   | 193-   |         |
|   | 2 A 60                 | 40.456   | 369-   |         |
|   | 1 A 70                 | 40.457   | 372-   |         |
| DTC: P-946/03 (45-)<br>71.5/5x130/Schraube M14x1.5  | 2 A 10                 | 30.205/1 | 133-   |         |
|   | 2 A 20                 | 30.205   | 160-   |         |
|   | 2 A 30                 | 30.206   | 169-   |         |
| Cayenne Typ 92 (10-)                                | 2 A 40                 | 30.345   | 184-   |         |
|   | 1 A 46                 | 40.207   | 369-   |         |
|   | 2 A 50                 | 30.346   | 193-   |         |
| CODE # 2  | 2 A 60                 | 40.456   | 369-   |         |
|   | 2 A 70                 | 40.457   | 372-   |         |
|   | 1 A 60                 | 40.456   | 369-   |         |
| 40.207: CODE # 6                                    | 1 A 70                 | 40.457   | 372-   |         |
|   | 2 A 10                 | 30.205/1 | 133-   |         |
|   | 2 A 20                 | 30.206   | 169-   |         |
| DTC: P-3066/10 (45-)<br>71.5/5x130/Schraube M14x1.5 | 2 A 30                 | 30.345   | 184-   |         |
|   | 2 A 40                 | 30.345   | 184-   |         |
|   | 1 A 60                 | 40.456   | 369-   |         |
| RENAULT   |                        |          |        |         |
|   | R5, RS GT Turbo, R21   | 2 A 10   | 30.099 | 70-     |
|   | Kangoo, Modus, Safrane | 2 A 32   | 30.023 | 134-    |
| Espace Typ J63/J11/J13                              | 1 A 40                 | 40.183   | 240-   |         |
|   | 1 A 50                 | 40.036   | 245-   |         |
|   | 1 A 60                 | 40.305   | 245-   |         |
| 60.1/4x100/Schraube M12x1.5                         | 2 A 10                 | 30.099   | 70-    |         |
|   | 2 A 32                 | 30.023   | 134-   |         |
|   | 1 A 40                 | 40.183   | 240-   |         |
| R19   | 1 A 50                 | 40.036   | 245-   |         |
|   | 2 A 10                 | 30.099   | 70-    |         |
|   | 2 A 32                 | 30.023   | 134-   |         |
| DTC: P-455/00 (45-)<br>60.1/4x100/Schraube M12x1.5  | 1 A 40                 | 40.183   | 240-   |         |
|   | 1 A 50                 | 40.036   | 245-   |         |
|   | 1 A 60                 | 40.305   | 245-   |         |
| Twingo (93-06)                                      | 2 A 10                 | 30.099   | 70-    |         |
|   | 2 A 32                 | 30.023   | 134-   |         |
|   | 1 A 40                 | 40.183   | 240-   |         |
| DTC: P-454/00 (45-)<br>60.1/4x100/Schraube M12x1.5  | 1 A 50                 | 40.036   | 245-   |         |
|   | 1 A 60                 | 40.305   | 245-   |         |
|   | 2 A 10                 | 30.099   | 70-    |         |
| Twingo Typ N (07-)                                  | 2 A 10                 | 30.099   | 70-    |         |
|   | DZ A 10                | 30.548   | 148-   |         |
|   | 2 A 16                 | 30.410   | 100-   |         |
| CODE # 2  | DZ A 20                | 30.550   | 168-   |         |
|   | DZ A 30                | 30.552   | 172-   |         |
|   | 2 A 32                 | 30.023   | 134-   |         |
| 30.410: CODE # 7                                    | 2 A 35                 | 30.409   | 143-   |         |
|   | 1 A 40                 | 40.183   | 240-   |         |
|   | 1 A 50                 | 40.036   | 245-   |         |
| 30.023: CODE # 13                                   | 1 A 60                 | 40.305   | 245-   |         |
|   | 2 A 10                 | 30.099   | 70-    |         |
|   | 2 A 16                 | 30.410   | 100-   |         |
| 30.548 / 30.550 / 30.552: CODE # 10                 | 2 A 30                 | 30.550   | 168-   |         |
|   | 2 A 32                 | 30.023   | 134-   |         |
|   | 2 A 35                 | 30.409   | 143-   |         |
| DTC: P-2128/07 (45-)<br>60.1/4x100/Schraube M12x1.5 | 1 A 40                 | 40.183   | 240-   |         |
|   | 1 A 50                 | 40.036   | 245-   |         |
|   | 1 A 60                 | 40.305   | 245-   |         |
| Wind Typ N (10-)                                    | 2 A 10                 | 30.099   | 70-    |         |
|   | DZ A 10                | 30.548   | 148-   |         |
|   | DZ A 20                | 30.550   | 168-   |         |
| 30.410: CODE # 7                                    | DZ A 30                | 30.552   | 172-   |         |
|   | 2 A 32                 | 30.023   | 134-   |         |
|   | 2 A 35                 | 30.409   | 143-   |         |

| Vehicle Type/Model (Year)                           | Type   | mm*    | No.  | 2 / CHF |
|---|--------|--------|------|---------|
| 30.023: CODE # 13                                   | 2 A 40 | 40.393 | 153- |         |
|   | 1 A 40 | 40.183 | 240- |         |
|   | 1 A 50 | 40.036 | 245- |         |
| 30.548 + 30.550 + 30.552: CODE # 10                 | 1 A 60 | 40.305 | 245- |         |
|   | 2 A 10 | 30.099 | 70-  |         |
|   | 2 A 32 | 30.023 | 134- |         |
| DTC: P-2128/07 (45-)<br>60.1/4x100/Schraube M12x1.5 | 1 A 40 | 40.183 | 240- |         |
|   | 1 A 50 | 40.036 | 245- |         |
|   | 1 A 60 | 40.305 | 245- |         |
| Clio I Typ B57/C57/S57/557 (90-99)                  | 2 A 10 | 30.099 | 70-  |         |
|   | 2 A 30 | 30.023 | 134- |         |
|   | 1 A 40 |        |      |         |



| Vehicle Type/Model (Year)                      | Type                        | mm*    | No.    | 2 / CHF |
|--|-----------------------------|--------|--------|---------|
|  | 2 A 32                      | 30.023 | 134-   |         |
|  | 1 A 40                      | 40.332 | 240-   |         |
| 60.1/5x108/Schraube M14x1.5                    | 1 A 50                      | 40.333 | 245-   |         |
| Megané Typ Z (08-)                             | 2 A 10                      | 30.497 | 73-    |         |
| Megané Scenic Typ JZ (09-)                     | DZ A 10                     | 30.529 | 148-   |         |
|  | 2 A 20                      | 30.498 | 143-   |         |
|  | DZ A 20                     | 30.530 | 172-   |         |
|  | DZ A 30                     | 30.532 | 172-   |         |
| 30.499 / 30.529 /<br>30.530 / 30.532 CODE # 10 | 2 A 34                      | 30.499 | 147-   |         |
| 30.497 / 30.498 / 30.500: CODE # 14            | 2 A 40                      | 30.500 | 153-   |         |
| DTC: P-2563/09 (45-)                           | 1 A 40                      | 40.526 | 258-   |         |
| 66.1/5x114/Schraube M12x1.5                    | 1 A 50                      | 40.527 | 268-   |         |
|  | 1 A 60                      | 40.528 | 268-   |         |
| Laguna Typ B56/K56                             | 2 A 10                      | 30.099 | 70-    |         |
|  | 2 A 32                      | 30.023 | 134-   |         |
|  | 1 A 40                      | 40.183 | 240-   |         |
| DTC: P-456/00 (45-)                            | 1 A 50                      | 40.036 | 245-   |         |
| 60.1/4x100/Schraube M12x1.5                    | 1 A 60                      | 40.305 | 245-   |         |
| Laguna Typ G, Avantime                         | 2 A 10                      | 30.099 | 70-    |         |
|  | 2 A 32                      | 30.023 | 134-   |         |
|  | 1 A 40                      | 40.332 | 240-   |         |
| 60.1/5x108/Schraube M12x1.5                    | 1 A 50                      | 40.333 | 245-   |         |
| Laguna Typ T (08-)                             | 2 A 10                      | 30.497 | 73-    |         |
|  | DZ A 10                     | 30.529 | 148-   |         |
|  | 2 A 20                      | 30.498 | 143-   |         |
|  | DZ A 20                     | 30.530 | 172-   |         |
|  | DZ A 30                     | 30.532 | 172-   |         |
| 30.499 / 30.529 /<br>30.530 / 30.532 CODE # 10 | 2 A 34                      | 30.499 | 147-   |         |
| 30.497 / 30.498 / 30.500: CODE # 14            | 2 A 40                      | 30.500 | 153-   |         |
| DTC: P-2512/08 (45-)                           | 1 A 40                      | 40.501 | 258-   |         |
| 66.1/5x114/Schraube M14x1.5                    | 1 A 50                      | 40.502 | 268-   |         |
|  | 1 A 60                      | 40.503 | 268-   |         |
| Vel Satis Typ J                                | 2 A 10                      | 30.099 | 70-    |         |
|  | 2 A 32                      | 30.023 | 134-   |         |
| DTC: P-917/03 (45-)                            | 60.1/5x108/Schraube M12x1.5 | 1 A 40 | 40.332 | 240-    |
| Vel Satis Typ J                                | 2 A 10                      | 30.099 | 70-    |         |
|  | 2 A 32                      | 30.023 | 134-   |         |
| DTC: P-917/03 (45-)                            | 60.1/5x108/Schraube M14x1.5 | 1 A 40 | 40.335 | 240-    |
|  | 1 A 50                      | 40.336 | 245-   |         |
| Koleos Typ Y (08-)                             | 2 A 30                      | 30.137 | 181-   |         |
| DTC: P-2490/08 (45-)                           | 1 A 40                      | 40.450 | 270-   |         |
| 40.450: CODE # 4                               | 1 A 50                      | 40.139 | 270-   |         |
| 66.1/5x114/Mutter M12x1.25                     | 1 A 60                      | 40.451 | 294-   |         |
| Espace Typ J11/13/63                           | 2 A 10                      | 30.099 | 70-    |         |
|  | 2 A 32                      | 30.023 | 134-   |         |
|  | 1 A 40                      | 40.183 | 240-   |         |
|  | 1 A 50                      | 40.036 | 245-   |         |
| 60.1/4x100/Schraube M12x1.5                    | 1 A 60                      | 40.305 | 245-   |         |
| Espace Typ J11/13/63                           | 2 A 10                      | 30.099 | 70-    |         |
| Espace Typ K *                                 | 2 A 32                      | 30.023 | 134-   |         |
| DTC: * P-916/03 (45-)                          | 1 A 40                      | 40.335 | 240-   |         |
| 60.1/5x108/Schraube M14x1.5                    | 1 A 50                      | 40.336 | 245-   |         |

**ROVER**

|                           |        |        |      |
|---------------------------|--------|--------|------|
| 200, 400                  | 2 A 30 | 30.066 | 181- |
| 56.1/4x100/Mutter M12x1.5 | 1 A 50 | 40.117 | 233- |
| 600, 800                  | 2 A 30 | 30.124 | 181- |
| 64.1/4x114/Mutter M12x1.5 | 1 A 50 | 40.126 | 270- |

**SAAB**

|                             |        |        |      |
|-----------------------------|--------|--------|------|
| 900, 9000                   | 2 A 32 | 30.024 | 147- |
|                             | 1 A 40 | 40.169 | 253- |
| 65.1/4x108/Schraube M14x1.5 | 1 A 50 | 40.170 | 270- |
| 900, 9000, 9-3, 9-5         | 2 A 32 | 30.024 | 147- |
|                             | 1 A 40 | 40.025 | 240- |
| 5x110/Schraube M12x1.5      | 1 A 50 | 40.171 | 240- |
| 9-3 Typ YS3D                | 2 A 10 | 30.193 | 78-  |
|                             | 2 A 16 | 30.322 | 160- |
|                             | 2 A 20 | 30.295 | 121- |
|                             | 2 A 32 | 30.024 | 147- |
|                             | 1 A 40 | 40.025 | 240- |
|                             | 1 A 50 | 40.171 | 240- |
|                             | 1 A 60 | 40.380 | 245- |
| 30.295: CODE # 13           | 2 A 10 | 30.193 | 78-  |
| DTC: P-2046/07 (45-)        | 2 A 16 | 30.322 | 160- |
| 65.1/5x110/Schraube M12x1.5 | 2 A 32 | 30.024 | 147- |
|                             | 1 A 40 | 40.025 | 240- |
| 9-3 Typ YS3F                | 2 A 10 | 30.193 | 78-  |
|                             | 2 A 16 | 30.322 | 160- |
|                             | 2 A 32 | 30.024 | 147- |
|                             | 1 A 40 | 40.025 | 240- |
| DTC: P-944/03 (45-)         | 2 A 32 | 30.024 | 147- |
| 65.1/5x110/Schraube M12x1.5 | 1 A 50 | 40.171 | 240- |
|                             | 1 A 60 | 40.380 | 245- |

| Vehicle Type/Model (Year)           | Type    | mm*    | No.  | 2 / CHF |
|-------------------------------------|---------|--------|------|---------|
| <b>SEAT</b>                         |         |        |      |         |
| Arosa Typ 6H                        | 2 A 10  | 30.018 | 63-  |         |
|                                     | 2 A 16  | 30.310 | 100- |         |
|                                     | 2 A 20  | 30.203 | 121- |         |
|                                     | 2 A 25  | 30.394 | 134- |         |
|                                     | 2 A 30  | 30.005 | 134- |         |
|                                     | 2 A 35  | 30.395 | 143- |         |
|                                     | 2 A 40  | 30.096 | 143- |         |
|                                     | 1 A 40  | 40.015 | 240- |         |
|                                     | 1 A 45  | 40.407 | 245- |         |
|                                     | 1 A 50  | 40.003 | 245- |         |
|                                     | 1 A 60  | 40.001 | 245- |         |
| DTC: P-342/00 (45-)                 | 2 A 10  | 30.175 | 70-  |         |
| 57.1/4x100/Schraube M12x1.5         | 2 A 20  | 30.086 | 121- |         |
| Ibiza Typ 021A                      | 2 A 30  | 30.033 | 134- |         |
|                                     | 1 A 40  | 40.034 | 240- |         |
|                                     | 1 A 50  | 40.035 | 240- |         |
| 58.1/4x99/Schraube M12x1.25         | 1 A 60  | 40.382 | 245- |         |
| Ibiza Typ 6K                        | 2 A 10  | 30.018 | 63-  |         |
| Cordoba incl. Vario Typ 6K          | 2 A 16  | 30.310 | 100- |         |
|                                     | 2 A 20  | 30.203 | 121- |         |
|                                     | 2 A 25  | 30.394 | 134- |         |
|                                     | 2 A 30  | 30.005 | 134- |         |
|                                     | 2 A 35  | 30.395 | 143- |         |
|                                     | 2 A 40  | 30.096 | 143- |         |
|                                     | 1 A 40  | 40.015 | 240- |         |
|                                     | 1 A 45  | 40.407 | 245- |         |
|                                     | 1 A 50  | 40.003 | 245- |         |
|                                     | 1 A 60  | 40.001 | 245- |         |
| DTC: P-1543/06 (45-)                | 2 A 10  | 30.018 | 63-  |         |
| 57.1/4x100/Schraube M12x1.5         | 2 A 16  | 30.310 | 100- |         |
| Ibiza Typ 6L                        | 2 A 10  | 30.018 | 63-  |         |
| Cordoba Typ 6L                      | 2 A 16  | 30.310 | 100- |         |
|                                     | 2 A 20  | 30.203 | 121- |         |
|                                     | 2 A 25  | 30.394 | 134- |         |
|                                     | 2 A 30  | 30.005 | 134- |         |
|                                     | 2 A 35  | 30.395 | 143- |         |
|                                     | 2 A 40  | 30.096 | 143- |         |
|                                     | 1 A 40  | 40.049 | 240- |         |
|                                     | 1 A 45  | 40.413 | 245- |         |
|                                     | 1 A 50  | 40.101 | 245- |         |
|                                     | 1 A 60  | 40.306 | 245- |         |
|                                     | 2 A 10  | 30.347 | 94-  |         |
|                                     | DZ A 10 | 30.516 | 148- |         |
|                                     | DZ A 16 | 30.522 | 168- |         |
|                                     | DZ A 20 | 30.517 | 172- |         |
|                                     | 2 A 22  | 30.348 | 143- |         |
|                                     | 2 A 25  | 30.408 | 147- |         |
|                                     | 2 A 30  | 30.349 | 152- |         |
|                                     | 2 A 35  | 30.411 | 167- |         |
|                                     | 2 A 40  | 30.350 | 183- |         |
|                                     | 1 A 40  | 40.511 | 248- |         |
|                                     | 1 A 50  | 40.512 | 259- |         |
|                                     | 1 A 60  | 40.513 | 275- |         |
| 30.310: CODE # 13                   | 2 A 10  | 30.018 | 63-  |         |
| 30.203: CODE # 11                   | 2 A 16  | 30.310 | 100- |         |
| DTC: P-1430/05 (45-)                | 2 A 20  | 30.203 | 121- |         |
| 57.1/5x100/Schraube M14x1.5         | 2 A 25  | 30.394 | 134- |         |
| Ibiza Typ 6J (08-)                  | 2 A 30  | 30.005 | 134- |         |
|                                     | 2 A 35  | 30.395 | 143- |         |
|                                     | 2 A 40  | 30.096 | 143- |         |
|                                     | 1 A 40  | 40.049 | 240- |         |
|                                     | 1 A 45  | 40.413 | 245- |         |
|                                     | 1 A 50  | 40.101 | 245- |         |
|                                     | 1 A 60  | 40.306 | 245- |         |
|                                     | 2 A 10  | 30.347 | 94-  |         |
|                                     | DZ A 10 | 30.516 | 148- |         |
|                                     | DZ A 16 | 30.522 | 168- |         |
|                                     | DZ A 20 | 30.517 | 172- |         |
|                                     | 2 A 22  | 30.348 | 143- |         |
|                                     | 2 A 25  | 30.408 | 147- |         |
|                                     | 2 A 30  | 30.349 | 152- |         |
|                                     | 2 A 35  | 30.411 | 167- |         |
|                                     | 2 A 40  | 30.350 | 183- |         |
|                                     | 1 A 40  | 40.351 | 248- |         |
|                                     | 1 A 45  | 40.412 | 248- |         |
|                                     | 1 A 50  | 40.352 | 259- |         |
|                                     | 1 A 60  | 40.353 | 275- |         |
| 30.516 / 30.522 / 30.517: CODE # 10 | 2 A 10  | 30.018 | 63-  |         |
| DTC: P-2457/08 (45-)                | 2 A 16  | 30.310 | 100- |         |
| 57.1/5x100/Schraube M14x1.5         | 2 A 20  | 30.203 | 121- |         |
| Leon, Cupra, 4x4, Toledo Typ 1M     | 2 A 25  | 30.394 | 134- |         |
|                                     | 2 A 30  | 30.005 | 134- |         |
|                                     | 2 A 35  | 30.395 | 143- |         |
|                                     | 2 A 40  | 30.096 | 143- |         |
|                                     | 1 A 40  | 40.049 | 240- |         |
|                                     | 1 A 45  | 40.413 | 245- |         |
|                                     | 1 A 50  | 40.101 | 245- |         |
|                                     | 1 A 60  | 40.306 | 245- |         |
|                                     | 2 A 10  | 30.347 | 94-  |         |
|                                     | DZ A 10 | 30.516 | 148- |         |
|                                     | DZ A 16 | 30.522 | 168- |         |
|                                     | DZ A 20 | 30.517 | 172- |         |
|                                     | 2 A 22  | 30.348 | 143- |         |
|                                     | 2 A 25  | 30.408 | 147- |         |
|                                     | 2 A 30  | 30.349 | 152- |         |
|                                     | 2 A 35  | 30.411 | 167- |         |
|                                     | 2 A 40  | 30.350 | 183- |         |
|                                     | 1 A 40  | 40.351 | 248- |         |
|                                     | 1 A 45  | 40.412 | 248- |         |
|                                     | 1 A 50  | 40.352 | 259- |         |
|                                     | 1 A 60  | 40.353 | 275- |         |
| 30.516 / 30.522 / 30.517: CODE # 10 | 2 A 10  | 30.018 | 63-  |         |
| 30.348: CODE # 11                   | 2 A 16  | 30.310 | 100- |         |
| DTC: P-2457/08 (45-)                | 2 A 20  | 30.203 | 121- |         |
| 57.1/5x100/Schraube M14x1.5         | 2 A 25  | 30.394 | 134- |         |
| Leon Typ 1P                         | 2 A 30  | 30.005 | 134- |         |
|                                     | 2 A 35  | 30.395 | 143- |         |
|                                     | 2 A 40  | 30.096 | 143- |         |
|                                     | 1 A 40  | 40.049 | 240- |         |
|                                     | 1 A 45  | 40.413 | 245- |         |
|                                     | 1 A 50  | 40.101 | 245- |         |
|                                     | 1 A 60  | 40.306 | 245- |         |
|                                     | 2 A 10  | 30.347 | 94-  |         |
|                                     | DZ A 10 | 30.516 | 148- |         |
|                                     | DZ A 16 | 30.522 | 168- |         |
|                                     | DZ A 20 | 30.517 | 172- |         |
|                                     | 2 A 22  | 30.348 | 143- |         |
|                                     | 2 A 25  | 30.408 | 147- |         |
|                                     | 2 A 30  | 30.349 | 152- |         |
|                                     | 2 A 35  | 30.411 | 167- |         |
|                                     | 2 A 40  | 30.350 | 183- |         |
|                                     | 1 A 40  | 40.351 | 248- |         |
|                                     | 1 A 45  | 40.412 | 248- |         |
|                                     | 1 A 50  | 40.352 | 259- |         |
|                                     | 1 A 60  | 40.353 | 275- |         |
|                                     | 2 A 10  | 30.018 | 63-  |         |
| 30.516 / 30.522 / 30.517: CODE # 10 | 2 A 16  | 30.310 | 100- |         |
| 30.348: CODE # 11                   | 2 A 20  | 30.203 | 121- |         |
| DTC: P-1076/03 (45-)                | 2 A 25  | 30.394 | 134- |         |
| 57.1/5x112/Schraube M14x1.5         | 2 A 30  | 30.033 | 134- |         |
| Toledo Typ 1L                       | 1 A 40  | 40.034 | 240- |         |
|                                     | 1 A 50  | 40.035 | 240- |         |
|                                     | 1 A 60  | 40.382 | 245- |         |

| Vehicle Type/Model (Year)                   | Type    | mm*    | No.  | 2 / CHF |
|---|---------|--------|------|---------|
|   | DZ A 10 | 30.516 | 148- |         |
|   | 2 A 16  | 30.310 | 100- |         |
|   | DZ A 16 | 30.522 | 168- |         |
|   | 2 A 20  | 30.203 | 121- |         |
|   | DZ A 20 | 30.517 | 172- |         |
|   | 2 A 25  | 30.394 | 134- |         |
|   | 2 A 30  | 30.005 | 134- |         |
|   | 2 A 35  | 30.395 | 143- |         |
|   | 2 A 40  | 30.096 | 143- |         |
|   | 1 A 40  | 40.015 | 240- |         |
|   | 1 A 45  | 40.407 | 245- |         |
|   | 1 A 50  | 40.003 | 245- |         |
|   | 1 A 60  | 40.001 | 245- |         |
| 30.516 / 30.522 / 30.517: CODE # 10         | 2 A 10  | 30.347 | 94-  |         |
| DTC: P-340/00 (45-)                         | 2 A 20  | 30.086 | 121- |         |
| 57.1/4x100/Schraube M12x1.5                 | 2 A 30  | 30.033 | 134- |         |
| Altea, Altea Quattro Typ 5P                 | 1 A 40  | 40.034 | 240- |         |
| Toledo Typ 5P                               | 1 A 50  | 40.035 | 240- |         |
|   | 1 A 60  | 40.382 | 245- |         |
|   | 2 A 10  | 30.018 | 63-  |         |
|   | 2 A 16  | 30.310 | 100- |         |
|   | 2 A 20  | 30.203 | 121- |         |
|   | 2 A 25  | 30.394 | 134- |         |
|   | 2 A 30  | 30.005 | 134- |         |
|   | 2 A 35  | 30.395 | 143- |         |
|   | 2 A 40  | 30.096 | 143- |         |
|   | 1 A 40  | 40.015 | 240- |         |
|   | 1 A 45  | 40.407 | 245- |         |
|   | 1 A 50  | 40.003 | 245- |         |
|   | 1 A 60  | 40.001 | 245- |         |
| 2WD: 30.516 /<br>30.522 / 30.517: CODE # 10 | 2 A 10  | 30.347 | 94-  |         |
| 30.348: CODE # 11                           | 2 A 20  | 30.086 | 121- |         |
| DTC: P-1076/03 (45-)                        | 2 A 30  | 30.033 | 134- |         |
| 57.1/5x112/Schraube M14x1.5                 | 1 A 40  | 40.034 | 240- |         |



Vehicle Type/Model (Year) Type mm\* No. 2 / CHF



30.203: CODE # 11  
DTC: P-2500/08 (45.-)  
57.1/5x100/Schraube M14x1.5

Octavia Typ 1U

2 A 20 30.203 121.-  
2 A 25 30.394 134.-  
2 A 30 30.005 134.-  
2 A 35 30.395 143.-  
2 A 40 30.096 143.-  
1 A 40 40.049 240.-  
1 A 45 40.413 245.-  
1 A 50 40.101 245.-  
1 A 60 40.306 245.-  
2 A 10 30.018 63.-  
DZ A 10 30.516 148.-  
2 A 16 30.310 100.-  
DZ A 16 30.522 168.-  
2 A 20 30.203 121.-  
DZ A 20 30.517 172.-  
2 A 25 30.394 134.-  
2 A 30 30.005 134.-  
2 A 35 30.395 143.-

2WD: 30.516 /  
30.522 / 30.517: CODE # 10  
2WD: 30.203: CODE # 11  
DTC: P-1371/05 (45.-)  
57.1/5x100/Schraube M14x1.5

Octavia Frontantrieb Typ 1Z (04.-)

2 A 10 30.347 94.-  
DZ A 10 30.516 148.-  
DZ A 16 30.522 168.-  
DZ A 20 30.517 172.-  
2 A 22 30.348 143.-  
2 A 25 30.408 147.-  
2 A 30 30.349 152.-  
2 A 35 30.411 167.-  
2 A 40 30.350 183.-  
1 A 40 30.351 248.-  
1 A 45 40.412 248.-  
1 A 50 40.352 259.-  
1 A 60 40.353 275.-

30.516 / 30.522 / 30.517: CODE # 10  
30.348: CODE # 11  
DTC: P-1076/03 (45.-)  
57.1/5x112/Schraube M14x1.5

Octavia 4x4 Typ 1Z (04.-)

2 A 10 30.347 94.-  
2 A 22 30.348 143.-  
2 A 25 30.408 147.-  
2 A 30 30.349 152.-  
2 A 35 30.411 167.-  
2 A 40 30.350 183.-  
1 A 40 30.351 248.-  
1 A 45 40.412 248.-  
1 A 50 40.352 259.-  
1 A 60 40.353 275.-

30.348: CODE # 11  
DTC: P-1471/05 (45.-)  
57.1/5x112/Schraube M14x1.5

Yeti Typ 5L (09.-)

2 A 10 30.347 94.-  
2 A 22 30.348 143.-  
2 A 25 30.408 147.-  
2 A 30 30.349 152.-  
2 A 35 30.411 167.-  
2 A 40 30.350 183.-  
1 A 40 30.351 248.-  
1 A 45 40.412 248.-  
1 A 50 40.352 259.-  
1 A 60 40.353 275.-

30.348: CODE # 11  
DTC: P-2799/09 (45.-)  
57.1/5x112/Schraube M14x1.5

Superb Typ 3U (02.-)

2 A 10 30.347 94.-  
DZ A 10 30.516 148.-  
DZ A 16 30.522 168.-  
DZ A 20 30.517 172.-  
2 A 22 30.348 143.-  
2 A 25 30.408 147.-  
2 A 30 30.349 152.-  
2 A 35 30.411 167.-  
2 A 40 30.350 183.-  
1 A 40 30.351 248.-  
1 A 45 40.412 248.-  
1 A 50 40.352 259.-  
1 A 60 40.353 275.-

30.516 / 30.522 / 30.517: CODE # 10  
30.348: CODE # 11  
DTC: a.A.  
57.1/5x112/Schraube M14x1.5

Superb Frontantrieb Typ 3T (08.-)

2 A 10 30.347 94.-  
DZ A 10 30.516 148.-  
DZ A 16 30.522 168.-  
DZ A 20 30.517 172.-  
2 A 22 30.348 143.-  
2 A 25 30.408 147.-  
2 A 30 30.349 152.-  
2 A 35 30.411 167.-  
1 A 40 30.351 248.-  
1 A 45 40.412 248.-  
1 A 50 40.352 259.-  
1 A 60 40.353 275.-

Beachte Code Hinweise

voir indication de code

Vehicle Type/Model (Year) Type mm\* No. 2 / CHF

30.516 / 30.522 / 30.517: CODE # 10  
30.348: CODE # 14  
DTC: P-2747/09 (45.-)  
57.1/5x112/Schraube M14x1.5

Superb Quattro Typ 3T (08.-)

2 A 40 30.350 183.-  
1 A 40 40.351 248.-  
1 A 45 40.412 248.-  
1 A 50 40.352 259.-  
1 A 60 40.353 275.-  
2 A 10 30.347 94.-  
2 A 22 30.348 143.-  
2 A 25 30.408 147.-  
2 A 30 30.349 152.-  
2 A 35 30.411 167.-  
2 A 40 30.350 183.-  
1 A 40 40.351 248.-  
1 A 45 40.412 248.-  
1 A 50 40.352 259.-  
1 A 60 40.353 275.-

30.348: CODE # 14  
DTC: P-2747/09 (45.-)  
57.1/5x112/Schraube M14x1.5

**SMART**

Smart Typ MC01/451  
57.1/3x112/Schraube M12x1.5

Smart Roadster Typ 452

DTC: P-1544/06 (45.-)  
57.1/3x112/Schraube M12x1.5

Smart Fortwo Typ 451

57.1/3x112/Schraube M12x1.5

Smart Forfour

67.1/4x100/Mutter M12x1.5

**SSANG YONG**

Musso, Korando, Rexton I (-05.06)  
6x139/Mutter M12x1.5

**SUBARU**

Legacy, Forester  
56.1/5x100/Mutter M12x1.25

Justy  
4x100/Mutter M12x1.25

Impreza Typ GC/GF/GD/GG/G3 (93.-)  
Impreza, Impreza WRX Typ GD/GH (06.-)  
40.452: CODE # 4 DTC: P-1088/04 (45.-)  
56.1/5x100/Mutter M12x1.25

Impreza STI Typ GD/GH (06.-)

DTC: P-1088/04 (45.-)  
56.1/5x114/Mutter M12x1.25

Legacy, Outback Typ BL, BP (-09)  
40.452: CODE # 4  
DTC: P-1330/05 (45.-)  
56.1/5x100/Mutter M12x1.25

Legacy Typ BM, Outback Typ BR (09.-)  
40.452: CODE # 4 DTC: P-3113/10 (45.-)  
56.1/5x100/Mutter M12x1.25

Tribeca Typ WX  
DTC: P-1875/06 (45.-)  
56.1/5x114/Mutter M12x1.25

**SUZUKI**

Swift (bis Mod.04), Alto  
60.1/4x114/Mutter M12x1.25

Swift 2WD mit Stehbolzen Typ MZ (05.-)  
Swift 4WD Typ EZ (05.-)  
DTC: \* P-2356/08 (45.-)  
54.1/4x100/Mutter M12x1.5

Swift Sport Typ MZ (05.-)

DTC: P-2356/08 (45.-)  
60/5x14/Schraube M12x1.5

Baleno  
54.1/4x100/Mutter M12x1.25

SK4 Typ EY (09.-)

60/5x14/Schraube M12x1.5

Jimny, X-90, 410/413, LJ80  
110/5x139/Mutter M12x1.25

Samurai, Vitara, Grand Vitara  
110/5x139/Mutter M12x1.25

**TOYOTA**

iQ

2 A 20 30.429 171.-

Vehicle Type/Model (Year) Type mm\* No. 2 / CHF

54.1/4x100/Mutter M12x1.5

Aygo

DTC: P-1535/05 (45.-)  
54.1/4x100/Mutter M12x1.5

Starlet Typ P7/8/9, Carina

MR2 Typ W1/W3, Paseo, Celica

54.1/4x100/Mutter M12x1.5

Yaris, Yaris Verso Typ P1/P2

DTC: P-567/01 (45.-)  
54.1/4x100/Mutter M12x1.5

Yaris Typ XP9F (06.-)

DTC: a.A.  
54.1/4x100/Mutter M12x1.5

Corolla Typ E10

DTC: P-562/01 (45.-)  
54.1/4x100/Mutter M12x1.5

Corolla Typ E11

DTC: P-563/01 (45.-)  
54.1/4x100/Mutter M12x1.5

Corolla Typ E12

54.1/4x100/Mutter M12x1.5

Auris Typ E15

60.1/5x114/Mutter M12x1.5

Carina, Avensis, Camry V2  
54.1/5x100/Mutter M12x1.5

Carina, Avensis, Picnic, Camry V10  
MR2 SW20, Supra Typ A7/8, Previa  
60.1/5x114/Mutter M12x1.5

Celica Typ T16/18/20  
DTC: P-1973/07 (45.-)  
54.1/5x100/Mutter M12x1.5

Celica Typ T23  
DTC: P-1392/05 (45.-)  
54.1/5x100/Mutter M12x1.5

RAV 4  
60.1/5x114/Mutter M12x1.5

4-Runner Typ N13  
110/6x139/Mutter M12x1.5

Landcruiser J6/7/9  
110/6x139/Mutter M12x1.5

Landcruiser J8  
DTC: P-471/00  
110/6x139/Mutter M12x1.5

Landcruiser Typ J10  
10.292: CODE # 12  
110/5x150/Mutter M14x1.5

Landcruiser Typ J12  
110/6x139/Mutter M12x1.5

Hi-Lux  
110/6x139/Mutter M12x1.5

**VOLKSWAGEN**

Käfer  
2 S 20 10.210 178.-  
2 S 30 10.211 198.-  
1 S 40 10.212 276.-  
1 S 50 10.213 297.-  
1 S 60 10.214 318.-

4x130/Mutter M12x1.5

Lupo  
2 A 10 30.018 63.-  
2 A 16 30.310 100.-  
2 A 20 30.203 121.-  
2 A 25 30.394 134.-  
2 A 30 30.005 134.-  
2 A 35 30.395 143.-  
2 A 40 30.096 143.-  
1 A 40 40.015 240.-  
1 A 45 40.407 245.-

Bestellung DTC: Typengenehmigungs-Nr., Felgenreisse, ET, Radschrauben-Typ angeben!

Commande DTC: indiquer le numéro d'homologation, la taille des jantes avec départ et le type de boulon!









| Vehicle Type/Model (Year)  | Type    | mm*    | No.  | 2 / CHF |
|--|---------|--------|------|---------|
| DTC: P-343/00 (45-)<br>57.1/4x100/Schraube M12x1.5   | 1 A 50  | 40.003 | 245- |         |
|  | 1 A 60  | 40.001 | 245- |         |
| Fox Typ 5Z (05-)   | 2 A 10  | 30.018 | 63-  |         |
|  | 2 A 16  | 30.310 | 100- |         |
|  | 2 A 20  | 30.203 | 121- |         |
|  | 2 A 25  | 30.394 | 134- |         |
|  | 2 A 30  | 30.005 | 134- |         |
|  | 2 A 35  | 30.395 | 143- |         |
|  | 2 A 40  | 30.096 | 143- |         |
|  | 1 A 40  | 40.049 | 240- |         |
|  | 1 A 45  | 40.413 | 245- |         |
|  | 1 A 50  | 40.101 | 245- |         |
| DTC: P-2500/08 (45-)<br>57.1/5x100/Schraube M14x1.5  | 1 A 60  | 40.306 | 245- |         |
|  | 2 A 10  | 30.018 | 63-  |         |
| Polo/Derby Typ 86/86C  | 2 A 16  | 30.310 | 100- |         |
|  | 2 A 20  | 30.203 | 121- |         |
|  | 2 A 25  | 30.394 | 134- |         |
|  | 2 A 30  | 30.005 | 134- |         |
|  | 2 A 35  | 30.395 | 143- |         |
|  | 2 A 40  | 30.096 | 143- |         |
|  | 1 A 40  | 40.015 | 240- |         |
|  | 1 A 45  | 40.407 | 245- |         |
|  | 1 A 50  | 40.003 | 245- |         |
|  | 1 A 60  | 40.001 | 245- |         |
| DTC: P-920/03 (45-)<br>57.1/4x100/Schraube M12x1.5   | 2 A 10  | 30.018 | 63-  |         |
|  | DZ A 10 | 30.516 | 148- |         |
|  | 2 A 16  | 30.310 | 100- |         |
|  | DZ A 16 | 30.522 | 168- |         |
|  | 2 A 20  | 30.203 | 121- |         |
|  | DZ A 20 | 30.517 | 172- |         |
|  | 2 A 25  | 30.394 | 134- |         |
|  | 2 A 30  | 30.005 | 134- |         |
|  | 2 A 35  | 30.395 | 143- |         |
|  | 2 A 40  | 30.096 | 143- |         |
| DTC: P-1543/06 (45-)<br>57.1/4x100/Schraube M12x1.5  | 1 A 40  | 40.015 | 240- |         |
|  | 1 A 45  | 40.407 | 245- |         |
|  | 1 A 50  | 40.003 | 245- |         |
|  | 1 A 60  | 40.001 | 245- |         |
|  | 2 A 10  | 30.018 | 63-  |         |
|  | DZ A 10 | 30.516 | 148- |         |
|  | 2 A 16  | 30.310 | 100- |         |
|  | DZ A 16 | 30.522 | 168- |         |
|  | 2 A 20  | 30.203 | 121- |         |
|  | DZ A 20 | 30.517 | 172- |         |
| 30.516 / 30.522 / 30.517: CODE # 10<br>P-1430/05 (45-)<br>57.1/4x100/Schraube M12x1.5      | 2 A 25  | 30.394 | 134- |         |
|  | 2 A 30  | 30.005 | 134- |         |
|  | 2 A 35  | 30.395 | 143- |         |
|  | 2 A 40  | 30.096 | 143- |         |
|  | 1 A 40  | 40.049 | 240- |         |
|  | 1 A 45  | 40.413 | 245- |         |
|  | 1 A 50  | 40.101 | 245- |         |
|  | 1 A 60  | 40.001 | 245- |         |
|  | 2 A 10  | 30.018 | 63-  |         |
|  | DZ A 10 | 30.516 | 148- |         |
| 30.516 / 30.522 / 30.517: CODE # 10<br>DTC: P-1430/05 (45-)<br>57.1/5x100/Schraube M14x1.5 | 2 A 16  | 30.310 | 100- |         |
|  | DZ A 16 | 30.522 | 168- |         |
|  | 2 A 20  | 30.203 | 121- |         |
|  | DZ A 20 | 30.517 | 172- |         |
|  | 2 A 25  | 30.394 | 134- |         |
|  | 2 A 30  | 30.005 | 134- |         |
|  | 2 A 35  | 30.395 | 143- |         |
|  | 2 A 40  | 30.096 | 143- |         |
|  | 1 A 40  | 40.049 | 240- |         |
|  | 1 A 45  | 40.413 | 245- |         |
| DTC: P-2743/09 (45-)<br>57.1/5x100/Schraube M14x1.5  | 1 A 50  | 40.512 | 259- |         |
|  | 1 A 60  | 40.513 | 275- |         |
| Golf I Typ 17, Golf Cabrio Typ 155   | 2 A 10  | 30.018 | 63-  |         |
|  | 2 A 16  | 30.310 | 100- |         |
| Jetta I Typ 17, Scirocco   | 2 A 20  | 30.203 | 121- |         |
|  | 2 A 25  | 30.394 | 134- |         |
|  | 2 A 30  | 30.005 | 134- |         |
|  | 2 A 35  | 30.395 | 143- |         |
|  | 2 A 40  | 30.096 | 143- |         |
|  | 1 A 40  | 40.015 | 240- |         |
|  | 1 A 45  | 40.407 | 245- |         |
|  | 1 A 50  | 40.003 | 245- |         |
|  | 1 A 60  | 40.001 | 245- |         |
|  | 2 A 10  | 30.018 | 63-  |         |
| DTC: P-295/00 (45-)<br>57.1/4x100/Schraube M12x1.5   | 1 A 50  | 40.003 | 245- |         |
|  | 1 A 60  | 40.001 | 245- |         |
| Golf II, Jetta II Typ 19E  | 2 A 10  | 30.018 | 63-  |         |

| Vehicle Type/Model (Year)   | Type    | mm*    | No.  | 2 / CHF |
|---|---------|--------|------|---------|
| DTC: P-294/00 (45-)<br>57.1/4x100/Schraube M12x1.5  | 2 A 16  | 30.310 | 100- |         |
|   | 2 A 20  | 30.203 | 121- |         |
|   | 2 A 25  | 30.394 | 134- |         |
|   | 2 A 30  | 30.005 | 134- |         |
|   | 2 A 35  | 30.395 | 143- |         |
|   | 2 A 40  | 30.096 | 143- |         |
|   | 1 A 40  | 40.015 | 240- |         |
|   | 1 A 45  | 40.407 | 245- |         |
|   | 1 A 50  | 40.003 | 245- |         |
|   | 1 A 60  | 40.001 | 245- |         |
| Golf III, Vento Typ 1EX   | 2 A 10  | 30.018 | 63-  |         |
|   | 2 A 16  | 30.310 | 100- |         |
|   | 2 A 20  | 30.203 | 121- |         |
|   | 2 A 25  | 30.394 | 134- |         |
|   | 2 A 30  | 30.005 | 134- |         |
|   | 2 A 35  | 30.395 | 143- |         |
|   | 2 A 40  | 30.096 | 143- |         |
|   | 1 A 40  | 40.015 | 240- |         |
|   | 1 A 45  | 40.407 | 245- |         |
|   | 1 A 50  | 40.003 | 245- |         |
| DTC: P-280/00 (45-)<br>57.1/4x100/Schraube M12x1.5  | 1 A 60  | 40.001 | 245- |         |
|   | 2 A 10  | 30.018 | 63-  |         |
|   | 2 A 16  | 30.310 | 100- |         |
|   | 2 A 20  | 30.203 | 121- |         |
|   | 2 A 25  | 30.394 | 134- |         |
|   | 2 A 30  | 30.005 | 134- |         |
|   | 2 A 35  | 30.395 | 143- |         |
|   | 2 A 40  | 30.096 | 143- |         |
|   | 1 A 40  | 40.015 | 240- |         |
|   | 1 A 45  | 40.407 | 245- |         |
| Golf III, Vento Typ 1EX   | 1 A 50  | 40.003 | 245- |         |
|   | 1 A 60  | 40.001 | 245- |         |
|   | 2 A 10  | 30.018 | 63-  |         |
|   | 2 A 16  | 30.310 | 100- |         |
|   | 2 A 20  | 30.203 | 121- |         |
|   | 2 A 25  | 30.394 | 134- |         |
|   | 2 A 30  | 30.005 | 134- |         |
|   | 2 A 35  | 30.395 | 143- |         |
|   | 2 A 40  | 30.096 | 143- |         |
|   | 1 A 40  | 40.015 | 240- |         |
| DTC: P-280/00 (45-)<br>57.1/5x100/Schraube M14x1.5  | 1 A 45  | 40.413 | 245- |         |
|   | 1 A 50  | 40.101 | 245- |         |
|   | 1 A 60  | 40.306 | 245- |         |
|   | 2 A 10  | 30.018 | 63-  |         |
|   | DZ A 10 | 30.516 | 148- |         |
|   | 2 A 16  | 30.310 | 100- |         |
|   | DZ A 16 | 30.522 | 168- |         |
|   | 2 A 20  | 30.203 | 121- |         |
|   | DZ A 20 | 30.517 | 172- |         |
|   | DZ A 24 | 30.518 | 198- |         |
| 30.516 / 30.522 / 30.517: CODE # 10<br>2WD: 30.203: CODE # 11<br>DTC: P-283/00 (45-)<br>57.1/5x100/Schraube M14x1.5 | 2 A 25  | 30.394 | 134- |         |
|   | 2 A 30  | 30.005 | 134- |         |
|   | 2 A 35  | 30.395 | 143- |         |
|   | 2 A 40  | 30.096 | 143- |         |
|   | 1 A 40  | 40.049 | 240- |         |
|   | 1 A 45  | 40.413 | 245- |         |
|   | 1 A 50  | 40.101 | 245- |         |
|   | 1 A 60  | 40.306 | 245- |         |
|   | 2 A 10  | 30.018 | 63-  |         |
|   | 2 A 16  | 30.310 | 100- |         |
| Golf IV 4-Motion, Golf IV R32 Typ 1J<br>Bora 4-Motion Typ 1J  | 2 A 20  | 30.203 | 121- |         |
|   | 2 A 25  | 30.394 | 134- |         |
|   | 2 A 30  | 30.005 | 134- |         |
|   | 2 A 35  | 30.395 | 143- |         |
|   | 2 A 40  | 30.096 | 143- |         |
|   | 1 A 40  | 40.049 | 240- |         |
|   | 1 A 45  | 40.413 | 245- |         |
|   | 1 A 50  | 40.101 | 245- |         |
|   | 1 A 60  | 40.306 | 245- |         |
|   | 2 A 10  | 30.018 | 63-  |         |
| 30.203: CODE # 11<br>DTC: P-283/00 (45-)<br>57.1/5x100/Schraube M14x1.5   | 2 A 16  | 30.310 | 100- |         |
|   | 2 A 20  | 30.203 | 121- |         |
|   | 2 A 25  | 30.394 | 134- |         |
|   | 2 A 30  | 30.005 | 134- |         |
|   | 2 A 35  | 30.395 | 143- |         |
|   | 2 A 40  | 30.096 | 143- |         |
|   | 1 A 40  | 40.049 | 240- |         |
|   | 1 A 45  | 40.413 | 245- |         |
|   | 1 A 50  | 40.101 | 245- |         |
|   | 1 A 60  | 40.306 | 245- |         |
| Golf V Frontantrieb Typ 1K  | 2 A 10  | 30.347 | 94-  |         |
|   | DZ A 10 | 30.516 | 148- |         |
|   | DZ A 16 | 30.522 | 168- |         |
|   | DZ A 20 | 30.517 | 172- |         |
|   | 2 A 22  | 30.348 | 143- |         |
|   | DZ A 24 | 30.518 | 198- |         |
|   | 2 A 25  | 30.408 | 147- |         |
|   | 2 A 30  | 30.349 | 152- |         |
|   | 2 A 35  | 30.395 | 143- |         |
|   | 2 A 40  | 30.350 | 183- |         |
| 30.516 / 30.522 / 30.517: CODE # 10<br>30.348: CODE # 11<br>DTC: P-1076/03 (45-)<br>57.1/5x112/Schraube M14x1.5     | 1 A 40  | 40.351 | 248- |         |
|   | 1 A 45  | 40.412 | 248- |         |
|   | 1 A 50  | 40.352 | 259- |         |
|   | 1 A 60  | 40.353 | 275- |         |
|   | 2 A 10  | 30.347 | 94-  |         |
|   | 2 A 16  | 30.350 | 183- |         |
|   | 2 A 20  | 30.203 | 121- |         |
|   | 2 A 25  | 30.394 | 134- |         |
|   | 2 A 30  | 30.005 | 134- |         |
|   | 2 A 35  | 30.395 | 143- |         |
| Golf V 4-Motion Typ 1K  | 2 A 40  | 30.349 | 152- |         |
|   | 2 A 10  | 30.347 | 94-  |         |
|   | 2 A 22  | 30.348 | 143- |         |
|   | 2 A 25  | 30.408 | 147- |         |
|   | 2 A 30  | 30.349 | 152- |         |
|   | 2 A 35  | 30.411 | 167- |         |
|   | 2 A 40  | 30.350 | 183- |         |
|   | 1 A 40  | 40.351 | 248- |         |
|   | 1 A 45  | 40.412 | 248- |         |
|   | 1 A 50  | 40.352 | 259- |         |
| 30.516 / 30.522 / 30.517: CODE # 10<br>DTC: P-1076/03 (45-)<br>57.1/5x112/Schraube M14x1.5                          | 1 A 60  | 40.353 | 275- |         |
|   | 2 A 10  | 30.347 | 94-  |         |
|   | 2 A 22  | 30.348 | 143- |         |
|   | 2 A 25  | 30.408 | 147- |         |
|   | 2 A 30  | 30.349 | 152- |         |
|   | 2 A 35  | 30.411 | 167- |         |
|   | 2 A 40  | 30.350 | 183- |         |
|   | 1 A 40  | 40.351 | 248- |         |
|   | 1 A 45  | 40.412 | 248- |         |
|   | 1 A 50  | 40.352 | 259- |         |
| DTC: P-448/00 (45-)<br>57.1/5x100/Schraube M14x1.5  | 1 A 60  | 40.501 | 245- |         |
|   | 1 A 60  | 40.306 | 245- |         |

| Vehicle Type/Model (Year)  | Type    | mm*    | No.  | 2 / CHF |
|--|---------|--------|------|---------|
| 30.348: CODE # 11<br>DTC: P-1471/05 (45-)<br>57.1/5x112/Schraube M14x1.5   | 2 A 40  | 30.350 | 183- |         |
|  | 1 A 40  | 40.351 | 248- |         |
|  | 1 A 45  | 40.412 | 248- |         |
|  | 1 A 50  | 40.352 | 259- |         |
|  | 1 A 60  | 40.353 | 275- |         |
|  | 2 A 10  | 30.347 | 94-  |         |
|  | DZ A 10 | 30.516 | 148- |         |
|  | DZ A 16 | 30.522 | 168- |         |
|  | DZ A 20 | 30.517 | 172- |         |
|  | DZ A 24 | 30.518 | 198- |         |
| Golf VI Frontantrieb Typ 1K (08-)  | 2 A 25  | 30.408 | 147- |         |
|  | 2 A 30  | 30.349 | 152- |         |
|  | 2 A 35  | 30.411 | 167- |         |
|  | 2 A 40  | 30.350 | 183- |         |
|  | 1 A 40  | 40.351 | 248- |         |
|  | 1 A 45  | 40.412 | 248- |         |
|  | 1 A 50  | 40.352 | 259- |         |
|  | 1 A 60  | 40.353 | 275- |         |
|  | 2 A 10  | 30.347 | 94-  |         |
|  | 2 A 22  | 30.348 | 143- |         |
| 30.516 / 30.522 / 30.517: CODE # 10<br>30.348 / 30.408: CODE # 11<br>DTC: 1076/03 (45-)<br>57.1/5x112/Schraube M14x1.5 | 2 A 30  | 30.349 | 152- |         |
|  | 2 A 40  | 30.350 | 183- |         |
|  | 1 A 40  | 40.351 | 248- |         |
|  | 1 A 45  | 40.412 | 248- |         |
|  | 1 A 50  | 40.352 | 259- |         |
|  | 1 A 60  | 40.353 | 275- |         |
|  | 2 A 10  | 30.347 | 94-  |         |
|  | DZ A 10 | 30.516 | 148- |         |
|  | DZ A 16 | 30.522 | 168- |         |
|  | DZ A 20 | 30.517 | 172- |         |
| Golf VI 4-Motion Typ 1K (08-)<br>Golf VI R 4-Motion Typ 1K (09-)   | 2 A 22  | 30.348 | 143- |         |
|  | 2 A 25  | 30.408 | 147- |         |
|  | 2 A 30  | 30.349 | 152- |         |
|  | 2 A 35  | 30.411 | 167- |         |
|  | 2 A 40  | 30.350 | 183- |         |
|  | 1 A 40  | 40.351 |      |         |



| Vehicle Type/Model (Year)  | Type    | mm*    | No.  | 2 / CHF |
|--|---------|--------|------|---------|
| Corrado (4x100) Typ 53i<br><br><b>1 A</b> 20-30 mm<br><b>System 1 Gewinde</b><br>Alu (oder Stahl) mit eingepressten Stahl-Gewindebüchsen<br><b>système 1 filets</b><br>Système 1 alu (ou acier) avec douilles filetétes et emmanchées en acier                 | 2 A 10  | 30.018 | 63-  |         |
|  | 2 A 16  | 30.310 | 100- |         |
|  | 2 A 20  | 30.203 | 121- |         |
|  | 2 A 25  | 30.394 | 134- |         |
|  | 2 A 30  | 30.005 | 134- |         |
|  | 2 A 35  | 30.395 | 143- |         |
|  | 2 A 40  | 30.096 | 143- |         |
|  | 1 A 40  | 40.015 | 240- |         |
|  | 1 A 45  | 40.407 | 245- |         |
|  | 1 A 50  | 40.003 | 245- |         |
| Corrado (5x100) Typ 53i<br><br><b>1 S</b> 20-30 mm<br><b>System 1 Bolzen</b><br>Stahl mit Nabenzentrierung<br><b>système 1 boulons</b><br>acier avec centrage  | 2 A 10  | 30.018 | 63-  |         |
|  | 2 A 16  | 30.310 | 100- |         |
|  | 2 A 20  | 30.203 | 121- |         |
|  | 2 A 25  | 30.394 | 134- |         |
|  | 2 A 30  | 30.005 | 134- |         |
|  | 2 A 35  | 30.395 | 143- |         |
|  | 2 A 40  | 30.096 | 143- |         |
|  | 1 A 40  | 40.049 | 240- |         |
|  | 1 A 45  | 40.413 | 245- |         |
|  | 1 A 50  | 40.101 | 245- |         |
| Passat Typ 32B<br>Passat 35i (4x100) *<br><br><b>1 A</b> 20-30 mm<br><b>System 1 Bolzen</b><br>Alu mit Nabenzentrierung und eingepressten Stahl-Stehbolzen<br><b>système 1 boulons</b><br>alu avec centrage du moyeu et goujons filetés et emmanchés en acier | 2 A 10  | 30.018 | 63-  |         |
|  | 2 A 16  | 30.310 | 100- |         |
|  | 2 A 20  | 30.203 | 121- |         |
|  | 2 A 25  | 30.394 | 134- |         |
|  | 2 A 30  | 30.005 | 134- |         |
|  | 2 A 35  | 30.395 | 143- |         |
|  | 2 A 40  | 30.096 | 143- |         |
|  | 1 A 40  | 40.015 | 240- |         |
|  | 1 A 45  | 40.407 | 245- |         |
|  | 1 A 50  | 40.003 | 245- |         |
| Passat Typ 35i (5x100)<br><br><b>2 A</b> 10-15 mm<br><b>System 2</b><br>Alu mit Nabenzentrierung<br><b>système 2</b><br>alu avec centrage du moyeu   | 2 A 10  | 30.018 | 63-  |         |
|  | 2 A 16  | 30.310 | 100- |         |
|  | 2 A 20  | 30.203 | 121- |         |
|  | 2 A 25  | 30.394 | 134- |         |
|  | 2 A 30  | 30.005 | 134- |         |
|  | 2 A 35  | 30.395 | 143- |         |
|  | 2 A 40  | 30.096 | 143- |         |
|  | 1 A 40  | 40.011 | 240- |         |
|  | 1 A 45  | 40.396 | 245- |         |
|  | 1 A 50  | 40.219 | 245- |         |
| Passat incl. W8 Typ 3B/BG/BS<br>Frontantrieb<br><br><b>2 A</b> 5 mm<br><b>System 2</b><br>Alu mit Mittenführung<br><b>système 2</b><br>alu avec guidage central  | 2 A 10  | 30.018 | 63-  |         |
|  | 2 A 16  | 30.310 | 100- |         |
|  | 2 A 20  | 30.203 | 121- |         |
|  | 2 A 25  | 30.394 | 134- |         |
|  | 2 A 30  | 30.005 | 134- |         |
|  | 2 A 35  | 30.395 | 143- |         |
|  | 2 A 40  | 30.096 | 143- |         |
|  | 1 A 40  | 40.011 | 240- |         |
|  | 1 A 45  | 40.396 | 245- |         |
|  | 1 A 50  | 40.219 | 245- |         |
| Passat Lim, Passat CC Typ 3C (08-)<br>Frontantrieb<br><br><b>2 A</b> 10-15 mm<br><b>System DZ</b><br>Alu mit Doppelzentrier-System<br><b>DC-système</b><br>alu avec double centrage  | 2 A 10  | 30.347 | 94-  |         |
|  | DZ A 10 | 30.516 | 148- |         |
|  | DZ A 16 | 30.522 | 168- |         |
|  | DZ A 20 | 30.517 | 172- |         |
|  | DZ A 22 | 30.348 | 143- |         |
|  | DZ A 24 | 30.518 | 198- |         |
|  | 2 A 25  | 30.408 | 147- |         |
|  | 2 A 30  | 30.349 | 152- |         |
|  | 2 A 35  | 30.411 | 167- |         |
|  | 2 A 40  | 30.350 | 183- |         |
| 30.516 / 30.522 / 30.517: CODE # 10<br>30.348 / 30.408: CODE # 14<br>DTC: P-1842/06 (45.-)<br>57.1/5x112/Schraube M14x1.5<br>Passat 4-Motion Typ 3C (08-)  | 2 A 10  | 30.347 | 94-  |         |
|  | 2 A 16  | 30.348 | 143- |         |
|  | 2 A 20  | 30.349 | 152- |         |
|  | 2 A 25  | 30.408 | 147- |         |
|  | 2 A 30  | 30.349 | 152- |         |
|  | 2 A 35  | 30.411 | 167- |         |
|  | 2 A 40  | 30.350 | 183- |         |
|  | 1 A 40  | 40.351 | 248- |         |
|  | 1 A 45  | 40.412 | 248- |         |
|  | 1 A 50  | 40.412 | 248- |         |
| DTC: P-1842/06 (45.-)<br>57.1/5x112/Schraube M14x1.5<br>Passat 4-Motion Typ 3C (08-)   | 2 A 10  | 30.347 | 94-  |         |
|  | 2 A 16  | 30.348 | 143- |         |
|  | 2 A 20  | 30.349 | 152- |         |
|  | 2 A 25  | 30.408 | 147- |         |
|  | 2 A 30  | 30.349 | 152- |         |
|  | 2 A 35  | 30.411 | 167- |         |
|  | 2 A 40  | 30.350 | 183- |         |
|  | 1 A 40  | 40.351 | 248- |         |
|  | 1 A 45  | 40.412 | 248- |         |
|  | 1 A 50  | 40.412 | 248- |         |

Beachte Code Hinweise

voir indication de code

| Vehicle Type/Model (Year)   | Type    | mm*      | No.  | 2 / CHF |
|---|---------|----------|------|---------|
| DTC: P-1842/06 (45.-)<br>57.1/5x112/Schraube M14x1.5<br>Phaeton (02-)   | 1 A 50  | 40.352   | 259- |         |
|   | 1 A 60  | 40.353   | 275- |         |
|   | 2 A 10  | 30.347   | 94-  |         |
|   | 2 A 22  | 30.348   | 143- |         |
|   | 2 A 25  | 30.408   | 147- |         |
|   | 2 A 30  | 30.349   | 152- |         |
|   | 2 A 35  | 30.411   | 167- |         |
|   | 2 A 40  | 30.350   | 183- |         |
|   | 1 A 40  | 40.351   | 248- |         |
|   | 1 A 45  | 40.412   | 248- |         |
| 30.348: CODE # 11<br>57.1/5x112/Schraube M14x1.5<br>Sharan Typ 7M<br>57.1/5x112/Schraube M14x1.5<br>Sharan Typ 7N (11-)                                       | 1 A 50  | 40.352   | 259- |         |
|   | 1 A 60  | 40.353   | 275- |         |
|   | 2 A 30  | 30.058   | 143- |         |
|   | 1 A 44  | 40.184   | 245- |         |
|   | 2 A 10  | 30.347   | 94-  |         |
|   | DZ A 10 | 30.516   | 148- |         |
|   | DZ A 16 | 30.522   | 168- |         |
|   | DZ A 20 | 30.517   | 172- |         |
|   | 2 A 22  | 30.348   | 143- |         |
|   | DZ A 24 | 30.518   | 198- |         |
| 30.516 / 30.522 / 30.517: CODE # 10<br>30.348 / 30.408: CODE # 14<br>DTC: P-3231/10 (45.-)<br>57.1/5x112/Schraube M14x1.5<br>Touran inkl. Cross Touran Typ 1T | 2 A 25  | 30.408   | 147- |         |
|   | 2 A 30  | 30.349   | 152- |         |
|   | 2 A 35  | 30.411   | 167- |         |
|   | 1 A 40  | 40.351   | 248- |         |
|   | 1 A 45  | 40.412   | 248- |         |
|   | 1 A 50  | 40.352   | 259- |         |
|   | 1 A 60  | 40.353   | 275- |         |
|   | 2 A 10  | 30.347   | 94-  |         |
|   | DZ A 10 | 30.516   | 148- |         |
|   | DZ A 16 | 30.522   | 168- |         |
| 30.516 / 30.522 / 30.517: CODE # 10<br>30.348: CODE # 11<br>DTC: P-1076/03 (45.-)<br>57.1/5x112/Schraube M14x1.5<br>Tiguan Typ 5N                             | 2 A 22  | 30.348   | 143- |         |
|   | DZ A 24 | 30.518   | 198- |         |
|   | 2 A 25  | 30.408   | 147- |         |
|   | 2 A 30  | 30.349   | 152- |         |
|   | 2 A 35  | 30.411   | 167- |         |
|   | 2 A 40  | 30.350   | 183- |         |
|   | 1 A 40  | 40.351   | 248- |         |
|   | 1 A 45  | 40.412   | 248- |         |
|   | 1 A 50  | 40.352   | 259- |         |
|   | 1 A 60  | 40.353   | 275- |         |
| 30.516 / 30.522 / 30.517: CODE # 10<br>30.348: CODE # 11<br>DTC: P-2438/08<br>57.1/5x112/Schraube M14x1.5<br>Touareg Typ 7L (03-09)                           | 2 A 10  | 30.347   | 94-  |         |
|   | DZ A 16 | 30.522   | 168- |         |
|   | DZ A 20 | 30.517   | 172- |         |
|   | DZ A 22 | 30.348   | 143- |         |
|   | DZ A 24 | 30.518   | 198- |         |
|   | 2 A 25  | 30.408   | 147- |         |
|   | 2 A 30  | 30.349   | 152- |         |
|   | 2 A 35  | 30.411   | 167- |         |
|   | 2 A 40  | 30.350   | 183- |         |
|   | 1 A 40  | 40.351   | 248- |         |
| 40.207: CODE # 6<br>CODE # 2<br>DTC: P-946/03 (45.-)<br>71.5/5x130/Schraube M14x1.5<br>Touareg R5 25TDI Typ 7L (03-09)  | 1 A 45  | 40.412   | 248- |         |
|   | 1 A 50  | 40.352   | 259- |         |
|   | 1 A 60  | 40.353   | 275- |         |
|   | 2 A 10  | 30.205/1 | 133- |         |
|   | 2 A 20  | 30.205   | 160- |         |
|   | 2 A 30  | 30.206   | 169- |         |
|   | 2 A 40  | 30.345   | 184- |         |
|   | 1 A 46  | 40.207   | 369- |         |
|   | 2 A 50  | 30.346   | 193- |         |
|   | 1 A 60  | 40.456   | 369- |         |
| CODE # 2<br>DTC: P-946/03 (45.-)<br>65/5x120/Schraube M14x1.5<br>Touareg Typ 7PH (10-)  | 1 A 70  | 40.457   | 372- |         |
|   | 2 A 10  | 30.354   | 121- |         |
|   | 2 A 20  | 30.360   | 134- |         |
|   | 2 A 30  | 30.355   | 152- |         |
|   | 2 A 40  | 30.356   | 173- |         |
|   | 2 A 50  | 30.357   | 181- |         |
|   | 2 A 10  | 30.205/1 | 133- |         |
|   | 2 A 20  | 30.205   | 160- |         |
|   | 2 A 30  | 30.206   | 169- |         |
|   | 2 A 40  | 30.345   | 184- |         |
| 40.207: CODE # 6<br>CODE # 2<br>DTC: P-3081/10 (45.-)<br>71.5/5x130/Schraube M14x1.5  | 1 A 46  | 40.207   | 369- |         |
|   | 2 A 50  | 30.346   | 193- |         |
|   | 1 A 60  | 40.456   | 369- |         |
|   | 1 A 70  | 40.457   | 372- |         |

| Vehicle Type/Model (Year)  | Type   | mm*      | No.  | 2 / CHF |
|--|--------|----------|------|---------|
| T2/T3<br>DTC: P-1493/05 (45.-)<br>30.055: CODE # 14<br>66.5/5x112/Schraube Mutter M14x1.5<br>T4<br>57.1/5x112/Schraube M14x1.5<br>T5 Typ 7HC/7HCA/7HM (03-)<br>T5 Typ 7HK/7JO<br>DTC: P-3064/10 (45.-)<br>65/5x120/Schraube M14x1.5<br>Taro 4x4<br>110/6x139/Mutter M12x1.5  | 2 A 30 | 30.055   | 147- |         |
|  | 1 S 44 | 10.056VA | 225- |         |
|  | 1 S 44 | 10.056HA | 225- |         |
|  | 1 S 54 | 10.057   | 225- |         |
|  | 2 A 30 | 30.058   | 143- |         |
|  | 1 S 44 | 40.184   | 245- |         |
|  | 2 A 10 | 30.354   | 121- |         |
|  | 2 A 20 | 30.360   | 134- |         |
|  | 2 A 30 | 30.355   | 152- |         |
|  | 2 A 40 | 30.356   | 173- |         |
| <b>VOLVO</b><br>C30 Typ M<br>40.311 / 40.312: CODE # 4<br>DTC: P-1531/05 (45.-)<br>63.3/5x108/Mutter M12x1.5<br>S40, V40<br>67.1/4x114/Mutter M12x1.5<br>S40, V50 Typ M<br>40.311 / 40.312: CODE # 4<br>DTC: P-1531/05 (45.-)<br>63.3/5x108/Mutter M12x1.5<br>V90, S90<br>65.1/5x108/Mutter M12x1.5<br>S70, V70 (01-08)<br>65.1/5x108/Schraube M14x1.5<br>C70 (06-)<br>40.311 / 40.312: CODE # 4<br>63.3/5x108/Mutter M12x1.5<br>S80, 740, 760, 940, 960<br>65.1/5x108/Mutter M12x1.5<br>850 (-8.93)<br>65.1/4x108/Mutter M12x1.5<br>850 (9.93-), S60, C70, S70, V70 (-00)<br>65.1/5x108/Schraube M12x1.75<br>S60 R AWD<br>65.1/5x108/Schraube M14x1.5<br>XC60 Typ D (08-)<br>DTC: P-3184/10 (45.-)<br>63.4/5x108/Schraube M14x1.5<br>XC70 Typ B (08-)<br>DTC: P-3182/10 (45.-)<br>63.4/5x108/Schraube M14x1.5<br>X90<br>CODE # 2<br>66.9/5x108/Schraube M14x1.5 | 2 A 30 | 30.414   | 183- |         |
|  | 1 A 30 | 40.311   | 210- |         |
|  | 2 A 40 | 30.378   | 201- |         |
|  | 1 A 40 | 40.312   | 240- |         |
|  | 1 A 50 | 40.313   | 245- |         |
|  | 2 A 30 | 30.223   | 181- |         |
|  | 1 A 50 | 40.130   | 270- |         |
|  | 2 A 30 | 30.414   | 183- |         |
|  | 1 A 30 | 40.311   | 210- |         |
|  | 2 A 40 | 30.378   | 201- |         |
| 1 A 40   | 40.312 | 240-     |      |         |
| 1 A 50   | 40.313 | 245-     |      |         |
| 1 A 40   | 40.191 | 253-     |      |         |
| 1 A 50   | 40.195 | 270-     |      |         |
| 2 A 30   | 30.084 | 147-     |      |         |
| 2 A 10   | 30.193 | 78-      |      |         |
| 2 A 30   | 30.084 | 147-     |      |         |
| 2 A 40   | 30.492 | 154-     |      |         |
| 1 A 50   | 40.493 | 270-     |      |         |
| 2 A 30   | 30.414 | 183-     |      |         |
| 1 A 30   | 40.311 | 210-     |      |         |
| 2 A 40   | 30.378 | 201-     |      |         |
| 1 A 40   | 40.312 | 240-     |      |         |
| 1 A 50   | 40.313 | 245-     |      |         |
| 1 A 40   | 40.191 | 253-     |      |         |
| 1 A 50   | 40.195 | 270-     |      |         |
| 2 A 30   | 30.084 | 147-     |      |         |
| 2 A 30   | 30.084 | 147-     |      |         |
| 1 S 40   | 10.189 | 257-     |      |         |
| 1 S 50   | 40.190 | 270-     |      |         |
| 2 A 30   | 30.084 | 147-     |      |         |
| 2 A 30   | 30.573 | 152-     |      |         |
| 2 A 40   | 30.574 | 168-     |      |         |
| 1 A 40   | 40.571 | 258-     |      |         |
| 1 A 50   | 40.572 | 278-     |      |         |
| 2 A 30   | 30.573 | 152-     |      |         |
| 2 A 40   | 30.574 | 168-     |      |         |
| 1 A 40   | 40.571 | 258-     |      |         |
| 1 A 50   | 40.572 | 278-     |      |         |
| 2 A 30   | 30.374 | 183-     |      |         |
| 2 A 40   | 30.375 | 194-     |      |         |
| 1 A 50   | 40.376 | 282-     |      |         |



Bestellung DTC: Typengenehmigungs-Nr., Felgenreisse, ET, Radschrauben-Typ angeben!

Commande DTC: indiquer le numéro d'homologation, la taille des jantes avec départ et le type de boulon!



| Article  | No.            | CHF |
|--|----------------|-----|
| <b>RADSCHRAUBEN</b><br>zur Verwendung mit / ohne Distanzscheiben<br><b>BOULONS DE ROUES</b><br>pour utilisation avec / sans disques élargisseurs |                |     |
| <b>M 12 x 1.25 Kegel Conique</b> 1 / CHF   |                |     |
| 22mm/SW17  | R121322KE      | 5.- |
| 26mm/SW17  | R121326KE      | 5.- |
| 28mm/SW17  | R121328KE      | 5.- |
| 30mm/SW17  | R121330KE      | 5.- |
| 30mm/SW17/Chrom  | R121330KE/CH   | 8.- |
| 35mm/SW17  | R121335KE      | 5.- |
| 39mm/SW17  | R121339KE/SW17 | 5.- |
| 39mm/SW19  | R121339KE      | 5.- |
| 39mm/SW19/Chrom  | R121339KE/CH   | 8.- |
| 42mm/SW19  | R121342KE/SW19 | 6.- |
| 45mm/SW17  | R121345KE/SW17 | 5.- |
| 45mm/SW19  | R121345KE      | 5.- |
| 45mm/SW19/Chrom  | R121345KE/CH   | 8.- |
| 50mm/SW19  | R121350KE      | 5.- |
| 60mm/SW17  | R121360KE      | 5.- |
| <b>BIMECC M 12 x 1.25 Kegel Conique</b> 1 / CHF  |                |     |
| 26mm/Bimecc  | RSM12x1.25/26  | 8.- |
| 33mm/Bimecc  | RSM12x1.25/33  | 8.- |
| 38mm/Bimecc  | RSM12x1.25/38  | 8.- |
| 43mm/Bimecc  | RSM12x1.25/43  | 8.- |
| <b>M 12 x 1.5 Kegel Conique</b> 1 / CHF  |                |     |
| 22mm   | R121522KE      | 5.- |
| 26mm   | R121526KE      | 5.- |
| 28mm   | R121528KE      | 5.- |
| 28mm/Chrom   | R121528KE/CH   | 8.- |
| 30mm   | R121530KE      | 5.- |
| 35mm   | R121535KE      | 5.- |
| 35mm/Chrom   | R121535KE/CH   | 8.- |
| 37mm   | R121537KE      | 5.- |
| 40mm   | R121540KE      | 5.- |
| 40mm/Chrom   | R121540KE/CH   | 8.- |
| 43mm   | R121543KE      | 5.- |
| 43mm/Chrom   | R121543KE/CH   | 8.- |
| 45mm   | R121545KE      | 5.- |
| 45mm/Chrom   | R121545KE/CH   | 8.- |
| 50mm   | R121550KE      | 5.- |
| 50mm/Chrom   | R121550KE/CH   | 8.- |
| 55mm/Chrom   | R121555KE/CH   | 8.- |
| 60mm   | R121560KE      | 5.- |
| 60mm/Chrom   | R121560KE/CH   | 8.- |
| <b>BIMECC M 12 x 1.5 Kegel Conique</b> 1 / CHF   |                |     |
| 28mm   | RSM12x1.5/28LK | 8.- |
| 30mm   | RSM12x1.5/30LK | 8.- |
| 38mm   | RSM12x1.5/38LK | 8.- |
| <b>M 12 x 1.5 Kugel Sterique</b> 1 / CHF   |                |     |
| 26mm   | R121526KU      | 5.- |
| 26mm/Chrom   | R121526KU/CH   | 8.- |
| 28mm/Chrom   | R121528KU/CH   | 8.- |
| 35mm   | R121535KU      | 5.- |
| 39mm   | R121539KU      | 5.- |
| 40mm/orig. VW-Audi   | R121540KU      | 5.- |
| 45mm   | R121545KU      | 5.- |
| 50mm   | R121550KU      | 5.- |
| 55mm   | R121555KU      | 5.- |
| 60mm   | R121560KU      | 5.- |
| <b>M 12 x 1.75 Kegel Conique</b> 1 / CHF   |                |     |
| 45mm   | R121745KE      | 6.- |
| <b>M 14 x 1.25 Kegel Conique</b> 1 / CHF   |                |     |
| 33mm/SW17  | R141333KE/17   | 8.- |
| 33mm/SW19  | R141333KE/19   | 8.- |
| 35mm/SW17  | R141335KE/17   | 8.- |
| 38mm/SW17  | R141338KE/17   | 8.- |
| 38mm/SW19  | R141338KE/19   | 8.- |
| 41mm/SW17  | R141341KE/17   | 8.- |
| 43mm/SW17  | R141343KE/17   | 8.- |
| 43mm/SW19  | R141343KE/19   | 8.- |
| 45mm/SW17  | R141345KE/17   | 8.- |
| 47mm/SW17  | R141347KE/17   | 8.- |
| 47mm/SW19  | R141347KE/19   | 8.- |
| 48mm/SW17  | R141348KE/17   | 8.- |

| Article  | No.            | CHF  |
|--|----------------|------|
| <b>M 14 x 1.5 Kegel Conique</b> 1 / CHF  |                |      |
| 23mm   | R141523KE      | 6.-  |
| 26mm   | R141526KE      | 6.-  |
| 28mm   | R141528KE      | 6.-  |
| 28mm/Chrom   | R141528KE/CH   | 8.-  |
| 30mm   | R141530KE      | 6.-  |
| 35mm   | R141535KE      | 6.-  |
| 35mm/Chrom   | R141535KE/CH   | 8.-  |
| 38mm   | R141538KE      | 6.-  |
| 40mm/Chrom   | R141540KE/CH   | 8.-  |
| 41mm   | R141541KE      | 6.-  |
| 45mm   | R141545KE      | 6.-  |
| 47mm   | R141547KE      | 6.-  |
| 50mm   | R141550KE      | 6.-  |
| 50mm/Chrom   | R141550KE/CH   | 8.-  |
| <b>M 14 x 1.5 Kugel Sterique</b> 1 / CHF   |                |      |
| 28mm   | R141528KU      | 5.-  |
| 28mm/Chrom   | R151528KU/CH   | 8.-  |
| 35mm   | R141535KU      | 6.-  |
| 38mm   | R141538KU      | 6.-  |
| 40mm/Chrom   | R151540KU/CH   | 8.-  |
| 41mm   | R141541KU      | 6.-  |
| 43mm   | R141543KU      | 6.-  |
| 45mm   | R141545KU      | 6.-  |
| 44mm/Chrom   | R141544KU/CH   | 8.-  |
| 47mm   | R141547KU      | 8.-  |
| 50mm   | R141550KU      | 6.-  |
| 60mm   | R141560KU      | 6.-  |
| <b>M 14 x 1.5 loser Kegelsitz Conique pour intraxe variable</b> 1 / CHF  |                |      |
| 38mm/SW17  | R141538KE/LK   | 8.-  |
| 41mm/SW17  | R141541KE/LK   | 8.-  |
| 47mm/SW17  | R141547KE/LK   | 8.-  |
| 52mm/SW19  | R141552KE/LK   | 8.-  |
| <b>M 14 x 1.5 loser Kugelsitz Sterique pour intraxe variable</b> 1 / CHF   |                |      |
| 33mm/SW17  | R141533KU/LK   | 8.-  |
| 38mm/SW17  | R141538KU/LK   | 8.-  |
| 40mm/SW17  | R141540KU/LK   | 8.-  |
| 42mm/SW19  | R141542KU/LK   | 8.-  |
| 43mm/SW17  | R141543KU/LK   | 8.-  |
| 45mm/SW19  | R141545KU/LK   | 8.-  |
| 48mm/SW19  | R141548KU/LK   | 8.-  |
| 50mm/SW17  | R141550KU/LK   | 8.-  |
| 53mm/SW19  | R141553KU/LK   | 8.-  |
| 55mm/SW19  | R141555KU/LK   | 8.-  |
| 58mm/SW19  | R141558KU/LK   | 8.-  |
| <b>FERRARI · MASERATI mit Schaft avec corps</b> 1 / CHF  |                |      |
| M14x1.5/48KE/CH  | R141548KE/CH/M | 14.- |
| M14x1.5/55KE/CH  | R141555KE/CHF  | 14.- |
| M14x1.5/70KE/CH  | R141570KE/CHF  | 14.- |
| <b>ADAPTER Radschrauben Boulons de roue</b> 1 / CHF  |                |      |
| Radschraube SW17/Werkzeug SW19   | 700.054        | 18.- |
| <b>RADBOLZEN</b><br>zur Verwendung mit / ohne Distanzscheiben<br><b>GOUJONS DE ROUES</b><br>pour utilisation avec / sans disques élargisseurs  |                |      |
| <b>M 12 x 1.25 / Ø Rändelung Canelures</b> 1 / CHF   |                |      |
| L=50mm/Ø13mm   | 121350RB       | 8.-  |
| L=50mm/Ø12.5mm   | 121350ST       | 8.-  |
| L=57mm/Ø14.2mm   | 121357RB       | 8.-  |
| L=60mm/Ø13mm   | 121360RB       | 8.-  |
| L=60mm/Ø12.5mm   | 121365RB       | 8.-  |
| <b>M 12 x 1.5 / Ø Rändelung Canelures</b> 1 / CHF  |                |      |
| L=35mm/Ø13mm   | 121535RB       | 8.-  |
| L=60mm/Ø12.5mm   | 121560RB       | 8.-  |
| L=60mm/Ø14mm   | 121561RB       | 8.-  |
| L=60mm/Ø13mm   | 121561ST       | 8.-  |
| L=65mm/Ø14.4mm   | 121565RB       | 8.-  |
| L=65mm/Ø14.8mm   | 121565ST       | 8.-  |
| <b>RADMUTTERN</b> offen oder geschlossen<br>zur Verwendung mit / ohne Distanzscheiben<br><b>ÉCROUS DE ROUES</b> ouvert ou fermé<br>pour utilisation avec / sans disques élargisseurs |                |      |
| <b>M 12 x 1.25</b> 1 / CHF   |                |      |
| offen  | 1213KEO        | 5.-  |
| geschlossen  | RMM12x1.25     | 5.-  |
| geschlossen/Chrom  | 1213KEM/CH34   | 8.-  |

| Article                           | No.           | CHF |
|-----------------------------------|---------------|-----|
| <b>M 12 x 1.5</b> 1 / CHF         |               |     |
| offen                             | 1215KEO       | 5.- |
| geschlossen                       | RMM12x1.5G    | 5.- |
| geschlossen/Chrom                 | 1215KEM/CH34  | 8.- |
| <b>M 14 x 1.5</b> 1 / CHF         |               |     |
| offen (Kurzkopf)                  | 7 1415KEO     | 7.- |
| geschlossen                       | RMM14x1.5     | 7.- |
| <b>1/2"</b> 1 / CHF               |               |     |
| offen                             | 1/2KEO        | 7.- |
| <b>BIMECC M 12 x 1.25</b> 1 / CHF |               |     |
| geschlossen                       | RMM12x1.25/27 | 7.- |
| <b>BIMECC M 12 x 1.5</b> 1 / CHF  |               |     |
| geschlossen                       | RMM12x1.5/27  | 7.- |

**DIEBSTAHLSICHERUNGEN**  
Set «4 Schrauben + 1 Schlüssel»  
**SÉCURITÉS ANTIVOL**  
Set «4 vis + 1 clés»

| Article                                  | No.      | CHF  |
|--|----------|------|
| <b>M 12 x 1.25 Kegel Conique</b> 4 / CHF |          |      |
| 28mm/SW17                                | 13281KED | 29.- |
| 28mm/SW19                                | 13282KED | 29.- |
| <b>M 12 x 1.5 Kegel Conique</b> 4 / CHF  |          |      |
| 26mm/SW17                                | 12261KED | 29.- |
| 26mm/SW19                                | 12262KED | 29.- |
| <b>M 14 x 1.5 Kegel Conique</b> 4 / CHF  |          |      |
| 28mm/SW17                                | 14281KED | 29.- |
| 28mm/SW19                                | 14282KED | 29.- |

**DIEBSTAHLSICHERUNGEN**  
Set «4 Muttern + 1 Schlüssel»  
**SÉCURITÉS ANTIVOL**  
Set «4 écrous + 1 clés»

| Article                                  | No.      | CHF  |
|--|----------|------|
| <b>M 12 x 1.25 Kegel Conique</b> 4 / CHF |          |      |
| SW19                                     | 12132KED | 29.- |
| SW21                                     | 12133KED | 29.- |
| <b>M 12 x 1.5 Kegel Conique</b> 4 / CHF  |          |      |
| SW17                                     | 12151KED | 29.- |
| SW19                                     | 12152KED | 29.- |

**DIEBSTAHLSICHERUNG** «Spacer»  
Set «2 Schrauben + 1 Schlüssel» zur Verwendung mit Distanzscheiben  
**SÉCURITÉS ANTIVOL** «Spacer»  
Set «2 vis + 1 clés» pour utilisation avec disque élargisseur

| Article                                  | No.      | CHF  |
|--|----------|------|
| <b>M 12 x 1.25 Kegel Conique</b> 2 / CHF |          |      |
| 39mm                                     | 1339KE   | 46.- |
| 45mm                                     | 1345KE   | 46.- |
| 50mm                                     | 1350KE   | 46.- |
| 60mm                                     | 1243KE   | 46.- |
| <b>M 12 x 1.5 Kegel Conique</b> 2 / CHF  |          |      |
| 35mm                                     | 1235KE   | 39.- |
| 40mm                                     | 1240KE   | 39.- |
| 43mm                                     | 1243KE   | 46.- |
| 45mm                                     | 1245KE   | 46.- |
| 50mm                                     | 9 1250KE | 46.- |
| 60mm                                     | 1260KE   | 46.- |
| <b>M 12 x 1.5 Kugel Sterique</b> 2 / CHF |          |      |
| 35mm                                     | 1235KU   | 39.- |
| 39mm                                     | 1239KU   | 39.- |
| 45mm                                     | 1245KU   | 46.- |
| 50mm                                     | 1250KU   | 46.- |
| 55mm                                     | 1255KU   | 46.- |
| 60mm                                     | 1260KU   | 46.- |
| <b>M 14 x 1.5 Kegel Conique</b> 2 / CHF  |          |      |
| 35mm                                     | 1435KE   | 39.- |
| 41mm                                     | 1441KE   | 39.- |
| 47mm                                     | 1447KE   | 46.- |
| 50mm                                     | 1450KE   | 46.- |
| 70mm                                     | 1470KE   | 46.- |
| <b>M 14 x 1.5 Kugel Sterique</b> 2 / CHF |          |      |
| 35mm                                     | 1435KU   | 39.- |
| 43mm                                     | 1443KU   | 39.- |
| 50mm                                     | 1450KU   | 46.- |
| 60mm                                     | 1460KU   | 46.- |

